

OKLAHOMA

MEN'S BASKETBALL

Mike Houck, Associate Communications Director

McClendon Center for Intercollegiate Athletics

180 West Brooks, Suite 2525 | Norman, OK 73019

Office: (405) 325-8227 | Cell: (405) 249-5892 | E-Mail: mhouck@ou.edu

www.SoonerSports.com | Twitter: @SoonerSportscom; @SoonerHoops; @LonKruger

26 NCAA Tournaments | 4 Final Fours | 14 Conference Championships | 30 All-Americans | 27 Postseason Appearances In The Last 30 Years

Oklahoma Schedule

N1 NORTHEASTERN STATE (Ex.) W 85-51
N6 WASHBURN (Ex.) W 85-59

N11 IDAHO STATE W 78-74
N18 COPPIN STATE W 92-65
N24 vs. Washington State # W 74-59
N25 vs. Santa Clara # W 85-73
N27 vs. Saint Louis # L 63-83

D2 SACRAMENTO STATE W 82-53
D8 ORAL ROBERTS W 73-59
D10 ARKANSAS W 78-63
D17 vs. Houston \$ W 79-74
D21 SOUTH CAROLINA STATE W 83-48
D29 at Cincinnati % L 55-56
D31 NORTHWESTERN STATE W 83-63

J3 at Missouri L 49-87
J7 KANSAS L 61-72
J9 at Oklahoma State 6 p.m. ESPNU
J14 KANSAS STATE 12:30 p.m. Big 12
J17 TEXAS TECH 7 p.m. Big 12
J21 at Texas A&M 3 p.m. Big 12
J24 BAYLOR 7 p.m. Big 12
J28 at Kansas State 6 p.m. FSKC

F1 at Kansas 8 p.m. ESPNU
F4 IOWA STATE 5 p.m. ESPN/2
F6 MISSOURI 6 p.m. ESPNU
F11 at Texas Tech 7 p.m. TTSN
F14 TEXAS 7 p.m. Big 12
F18 at Iowa State 12:30 p.m. Big 12
F22 OKLAHOMA STATE 7 p.m. Big 12
F25 at Baylor 12:30 p.m. Big 12
F29 at Texas 8 p.m. ESPN2

M3 TEXAS A&M 3 p.m. Big 12
M7-10 Big 12 Championship ^ TBD B12/ESPN
M15-18 NCAA First/Second Rounds TBD CBS
M22-25 NCAA Regionals TBD CBS
M31/A2 NCAA Final Four TBD CBS

All times Central and subject to change

76 Classic (Anaheim, Calif.)

\$ All-College Classic (Oklahoma City)

% at U.S. Bank Arena

^ Kansas City, Mo.

"Big 12" is Big 12 Network regional television

"FSKC" is Fox Sports Kansas City


"TTSN" is Texas Tech Sports Network

Radio (Sooner Sports Network)

Play-by-Play.....Toby Rowland
Analyst.....Mike Houck

TV (ESPNU)

Play-by-Play.....Dave Flemming
Analyst.....Sean Farnham



At a Glance

Date.....Monday, Jan. 9
Site.....Stillwater, Okla.
Tip Time.....6:05 p.m. CT
Radio.....KOKC 1520 AM in OKC;
.....KTBB 1430 AM in Tulsa
TV.....ESPNU
Internet.....WatchESPN.com
Series.....Oklahoma leads 127-93



PROJECTED OKLAHOMA STARTERS

4 ANDREW FITZGERALD • F
6-8 • 247 • Jr. • Baltimore, Md.
Brewster Academy (N.H.)

PTS	REB	FG%	MIN
12.6	5.5	.474	25.4



NOTES: Has scored in double figures in nine straight games ... Averaging 14.9 points on .500 field goal shooting the last nine outings (averaged 8.4 on .400 shooting first five games) ... Has scored a season-high 18 points in two of last four contests ... Logged double-double (12 points, 13 rebounds) vs. Santa Clara ... An honorable mention All-Big 12 pick last year who started all 32 games ... Led OU's regulars last season with a .486 FG mark.

24 ROMERO OSBY • F
6-8 • 232 • Jr. • Meridian, Miss.
Mississippi State University

PTS	REB	FG%	MIN
10.4	8.4	.463	27.6



NOTES: Averaging 10.4 points and team-high 8.4 rebounds (ranks third in Big 12) ... Ranks second in league with 3.0 offensive rebounds per game and with four double-doubles ... Has grabbed at least 10 boards in six of 14 outings ... His 18 rebounds vs. S.C. State tied as most by a Sooner since Blake Griffin three seasons ago ... Shooting .508 from field at home and .411 away from home ... A top-75 national recruit coming out of high school.

1 SAM GROOMS • G
6-1 • 203 • Jr. • Greensboro, N.C.
Chipola College (Fla.)

PTS	REB	AST	MIN
6.8	3.2	5.5	29.1



NOTES: Ranks second in Big 12 in assists (5.5) and assist-to-turnover ratio (2.7) ... Has recorded at least 6 assists seven times and at least 8 assists four times ... Has 39 assists and 12 turnovers the last six contests (3.3 ratio) ... Leads the Big 12 (conference games only) with his 6.0 assists per contest (12 assists and 3 turnovers) ... Averaging 29.1 minutes (second most on team) ... Rated as country's No. 3 juco prospect last year by JucoRecruiting.

2 STEVEN PLEDGER • G
6-4 • 222 • Jr. • Chesapeake, Va.
Atlantic Shores Christian School

PTS	REB	3FG%	MIN
17.8	4.0	.468	31.2



NOTES: Ranks No. 3 in Big 12 in scoring (17.8) and No. 4 in treys per game (2.8) ... Ranks fifth in league in FG percentage (.517), third (16th nationally) in 3-point FG percentage (.468) and fifth in FT percentage (.870) ... Has five 20-plus scoring efforts this season after recording three all of last year ... Averaging 20.6 points (.606 FG%) in wins and 11.8 (.319 FG%) in losses ... Named to 76 Classic and All-College Classic all-tourney teams.

21 CAMERON CLARK • G
6-6 • 198 • So. • Sherman, Texas
Sherman High School

PTS	REB	AST	MIN
8.5	3.6	1.6	25.4



NOTES: Has started all 46 of his career games ... Averaging 6.1 points over the last seven games after averaging 14.0 the previous five ... Has scored in double figures once in the last seven outings ... Scored a season-high 18 points Dec. 2 vs. Sacramento State ... Averaged 9.4 points and 4.5 rebounds last season as a freshman ... Shot .474 from field last year but owns a .385 mark this season ... Consensus national top-40 recruit out of high school.

OKLAHOMA'S TOP RESERVES

No.	Name	Position	Height	Weight	Class	Points	Rebounds	Assists	Minutes
15	Tyler Neal	F	6-7	227	So.	5.6	2.9	0.8	16.7
14	Carl Blair	G	6-2	205	Jr.	3.6	1.5	2.6	14.6
5	C.J. Washington	F	6-7	230	Sr.	2.5	3.7	0.4	10.6
32	Casey Arent	C	6-10	227	Jr.	1.8	2.8	0.1	8.6
31	Barry Honoré	F	6-7	270	Sr.	1.0	1.1	0.2	5.4

PROJECTED OKLAHOMA STATE STARTERS

No.	Name	Position	Height	Weight	Class	Points	Rebounds	Assists	Minutes
2	Le'Bryan Nash	F	6-7	230	Fr.	12.3	4.9	0.8	27.5
20	Michael Cobbins	F	6-8	220	Fr.	4.3	4.1	0.5	20.5
44	Philip Jurick	C	6-11	270	Jr.	1.9	5.8	0.9	18.3
4	Brian Williams	G	6-5	205	Fr.	5.3	2.7	0.4	16.9
12	Keiton Page	G	5-9	165	Sr.	14.1	1.2	1.6	33.1

Head Coach Lon Kruger

► Lon Kruger was named Oklahoma's 14th head men's basketball coach on April 1, 2011.

► Owns a 489-308 (.614) collegiate record over 25 years.

► Has coached at Texas-Pan American (52-59 record from 1982-86), Kansas State (81-46 from 1986-90), Florida (104-80 from 1990-96), Illinois (81-48 from 1996-00) and UNLV (161-71 from 2004-11).

► Served as head coach of NBA's Atlanta Hawks from 2000-03 (69-122 record) and was an assistant for New York Knicks (2003-04 season).

► Averaged 25.4 wins at UNLV over the last five years (four NCAA appearances and one NIT trip) and won at least 21 games each of those five seasons.

► Coached UNLV to a 55-25 (.688) Mountain West Conference record the last five seasons.

► Has taken teams to 13 NCAA Tournaments (14-13 record) and four NITs (4-5 record).

► Coached Florida to the 1994 Final Four, Kansas State to the 1988 Elite Eight and UNLV to the 2007 Sweet 16.

► Has led all five of the college programs he has coached to 20-win seasons.

► Is one of five coaches in Division I college basketball history to take four different schools to the NCAA Tournament and is one of three coaches to win an NCAA Tournament game at four schools.

► Is one of just two head coaches in Division I history to lead at least four different schools to multiple NCAA Tournament wins.

► Is one of four coaches to lead three different schools to NCAA Sweet 16 appearances.

Lon Kruger Year by Year

Year	School	Record	Pct.
1982-83	Pan American	7-21	.250
1983-84	Pan American	13-14	.481
1984-85	Pan American	12-16	.429
1985-86	Pan American	20-8	.714
1986-87	* Kansas State	20-11	.645
1987-88	* Kansas State	25-9	.735
1988-89	* Kansas State	19-11	.633
1989-90	* Kansas State	17-15	.531
1990-91	Florida	11-17	.393
1991-92	^ Florida	19-14	.576
1992-93	^ Florida	16-12	.571
1993-94	* Florida	29-8	.784
1994-95	* Florida	17-13	.567
1995-96	Florida	12-16	.429
1996-97	* Illinois	22-10	.688
1997-98	* Illinois	23-10	.697
1998-99	Illinois	14-18	.438
1999-00	* Illinois	22-10	.688
2004-05	^ UNLV	17-14	.548
2005-06	UNLV	17-13	.567
2006-07	* UNLV	30-7	.811
2007-08	* UNLV	27-8	.771
2008-09	^ UNLV	21-11	.656
2009-10	* UNLV	25-9	.735
2010-11	* UNLV	24-9	.727
2011-12	Oklahoma	10-4	.714
Totals		489-308	.614

* NCAA Tournament

^ National Invitation Tournament



MONDAY'S GAME BASICS

Oklahoma (10-4, 0-2) looks to snap its first losing streak of the season when it plays at Oklahoma State (8-7, 1-1) Monday at 6 p.m. CT. The Sooners have lost two in a row to start Big 12 Conference play, including a 72-61 home defeat at the hands of No. 14 Kansas on Saturday. The Cowboys have lost five of their last seven games and are coming off a 58-49 setback at Texas Saturday. Monday's contest will air on the Sooner Radio Network (KOKC AM 1520 in Oklahoma City; KTBZ AM 1430 in Tulsa) with **Toby Rowland** and **Mike Houck** announcing. The game will be televised by ESPNU with **Dave Flemming** and **Sean Farnham** calling the action.

SOONER UPDATE

► After a 9-1 start, Oklahoma has lost three of its last four games. The Sooners averaged 78.7 points over their first 10 outings, but have been held to an average of 62.0 over the last four.

► OU holds a 127-93 all-time series lead against Oklahoma State and has won three of the last six meetings played in Stillwater.

► Oklahoma held non-conference foes to a .395 field goal mark. In two Big 12 games, Missouri (.593) and Kansas (.500) combined to shoot .545 against OU. Those two teams, who are a combined 26-4 on the year, outscored the Sooners 84-26 in the paint.

► OU has been held to three 3-point makes in each of the last three games and junior guard **Steven Pledger** has eight of the nine conversions during the stretch. The Sooners averaged 6.7 treys over their first 11 games.

► The Sooners are 3-3 away from home this year. Pledger (.493) is the only team member shooting above .440 from the field in those games. The rest of the team is shooting a combined .394 away from Lloyd Noble Center.

► Out of 338 Division I teams, OU ranks No. 12 nationally in offensive rebounds per game (15.4), No. 13 in total rebounds per game (40.2), No. 18 in 3-point field goal percentage (.399), No. 37 in free throw percentage (.738) and No. 64 in scoring (73.9 ppg).

► The Sooners have scored at least 75 points eight times in their 14 games (57 percent) after doing it seven times in its 32 contests last year (22 percent).

► Oklahoma has been good at the free throw line in two league games with its .789 mark (30-for-38), and has 10 more attempts than its opponents. **Cameron Clark** (9-for-9), **Carl Blair** (8-for-8) and Pledger (6-for-6) are a combined 23-for-23 at the stripe.

► Rebounding was mentioned by Kruger several times in the preseason as a concern of his for 2011-12. However, OU has been outrebounded just twice in 14 games and ranks second in the Big 12 with its +7.9 margin per contest despite not starting anyone taller than 6-8. Included were a +34 effort against Coppin State (61-27) on Nov. 18 and a +27 performance against South Carolina State (63-36) on Dec. 21. The Sooners own a 217-159 offensive rebounding advantage on the year (despite shooting considerably better than their opponents (.442 to .415).

Stats Comparison



CATEGORY

Overall Record	10-4	8-7
Points Per Game	73.9	66.0
Opp. Points Per Game	66.4	62.9
Rebounds Per Game	40.2	35.9
Rebounding Margin	+7.9	-2.1
Field Goal Pct.	.442	.410
Opp. Field Goal Pct.	.415	.385
3-Point Pct.	.399	.332
Opp. 3-Point Pct.	.321	.291
Free Throw Pct.	.738	.700
Personal Fouls Per Game	16.6	20.7
Assists Per Game	14.4	10.1
Turnovers Per Game	13.2	12.7
Blocked Shots Per Game	3.8	5.2
Steals Per Game	6.4	6.5



► Steven Pledger

No.	Name	Position	Height	Weight	Class	Hometown (Last School)
1	Sam Grooms	G	6-1	203	Jr.	Greensboro, N.C. (Chipola College [Fla.])
2	Steven Pledger**	G	6-4	222	Jr.	Chesapeake, Va. (Atlantic Shores Christian School)
3	T.J. Franklin	G	5-11	175	Sr.	Fort Worth, Texas (North Crowley HS)
4	Andrew Fitzgerald**	F	6-8	247	Jr.	Baltimore Md. (Brewster Academy [N.H.])
5	C.J. Washington*	F	6-7	230	Sr.	Stringtown, Okla. (Connors State JC)
12	Jarrod Kruger#	G	6-1	174	So.	Topeka, Kan. (Kansas State University)
13	James Frascilla	G	5-10	142	Fr.	Dallas, Texas (Highland Park HS)
14	Carl Blair*	G	6-2	205	Jr.	Houston, Texas (University of New Orleans)
15	Tyler Neal*	F	6-7	227	So.	Oklahoma City, Okla. (Putnam City West HS)
21	Cameron Clark*	G	6-6	198	So.	Sherman, Texas (Sherman HS)
22	Amath M'Baye#	F	6-9	214	Jr.	Bordeaux, France (University of Wyoming)
24	Romero Osby	F	6-8	232	Jr.	Meridian, Miss. (Mississippi State University)
31	Barry Honoré*	F	6-7	270	Sr.	Garland, Texas (Southern University)
32	Casey Arent	C	6-10	227	Jr.	Penryn, Calif. (Sierra College)

* Letters earned at Oklahoma #Sitting out 2011-12 season

2011-12 Big 12 Standings

Through Sunday, Jan. 8

Team	Big 12			Overall		
	W	L	Pct.	W	L	Pct.
Baylor	2	0	1.000	15	0	1.000
Iowa State	2	0	1.000	12	3	.800
Kansas	2	0	1.000	12	3	.800
Missouri	1	1	.500	14	1	.933
Kansas State	1	1	.500	12	2	.857
Texas	1	1	.500	11	4	.733
Oklahoma State	1	1	.500	8	7	.533
Oklahoma	0	2	.000	10	4	.714
Texas A&M	0	2	.000	9	5	.643
Texas Tech	0	2	.000	7	7	.500



Oklahoma Quick Facts

Official Name: University of Oklahoma

Location: Norman, Okla.

Founded: 1890

Enrollment: 30,754

Nickname: Sooners

Colors: Crimson and Cream

President: David L. Boren

Athletics Director: Joe Castiglione

Arena: Lloyd Noble Center (12,000)

First Year of Basketball: 1907-08

NCAA Tournament Appearances: 26

NIT Appearances: 7

All-Time Record: 1,535-982 (.610)

Regular Season Conference Championships: 14 (1928, 1929, 1939, 1940, 1942, 1944, 1947, 1949, 1979, 1984, 1985, 1988, 1989, 2005)

Conference Tournament Championships: 7 (1979, 1985, 1988, 1990, 2001, 2002, 2003)

Head Coach: Lon Kruger (Kansas State '75)

Career Record: 489-308 (26th year)

Oklahoma Record: 10-4 (first year)

NCAA Appearances: 13 (most recent 2011)

NIT Appearances: 4 (most recent 2009)

Assistant Coaches: Chris Crutchfield (Nebraska-Omaha '92), Steve Henson (Kansas State '90), Lew Hill (Wichita State '88)

Director of Operations: Mike Shepherd (Kansas State '92)

Director of Student-Athlete Performance: Jozsef Szendrei (Oklahoma '03)

Video Coordinator: Scott Thompson

Equipment Manager: Marco Griego

Graduate Managers: Wade Mason, Teddy Owens

Athletics Trainer: Alex Brown

Team Physician: Dr. Brock Schnebel

Official Website: SoonersSports.com

PLEDGER AMONG BIG 12'S OFFENSIVE LEADERS

► After averaging 8.6 points and shooting .386 from the field and .345 from 3-point range over his first two seasons, junior guard **Steven Pledger** is averaging 17.8 points this year and is shooting .517 from the field and .468 from long distance (ranks 16th nationally; single-season school record is .473 by **Tim Heskett** in 1998-99). Pledger ranks third in the Big 12 in scoring and 3-point field goal percentage, fourth in 3-pointers per game (2.8) and fifth in field goal percentage and free throw percentage (.870).

► To help put Pledger's .517 field goal performance into perspective, the only OU guard since the start of the 3-point era in 1986-87 (25 years ago) to shoot at least .500 from the field over the course of an entire season was **Nolan Johnson** in 1999-00. Johnson shot .559 that year but only attempted two 3-point field goals and made none. Pledger has attempted 77 treys (made 36).

► Pledger has scored in double figures in each of his 13 outings and has shot at least .500 from the field in eight games. He has scored at least 20 points five times after doing it three times all of last season.

► Pledger has made 78 field goals this year, already putting him at 70 percent of last year's total (112).

MORE INDIVIDUAL NOTES

► Junior guard **Sam Grooms** has been strong at the point, ranking No. 2 in the Big 12 in assists (5.5) and assist-to-turnover ratio (2.7). He has recorded one or zero turnovers six times in 14 games and ranks second on the team in minutes (29.1). Over the last six outings, Grooms has 39 assists (6.5 average) and 12 turnovers (3.3 ratio). Only one Sooner in the last 15 years averaged more assists per game for an entire season than Grooms' current 5.5 average (6.9 by **Terrell Everett** in 2005-06).

► Junior forward **Romero Osby** ranks second in the Big 12 with his 3.0 offensive rebounds per game and third with his 8.4 overall boards per outing. He has recorded at least 10 rebounds on six occasions this year (his career high entering the season was eight). He pulled down a career-high 18 boards vs. South Carolina State on Dec. 21 and followed with 12 at Cincinnati Dec. 29.

► Junior forward **Andrew Fitzgerald** has scored in double figures in each of the last nine games (averaging 14.9 during stretch on .500 shooting) after doing it just twice in OU's first five outings (averaged 8.4 points on .400 shooting). He has scored at least 13 points in seven of the last nine games, including season highs of 18 points in two of the last four.

► Sophomore guard **Cameron Clark** has been held under 10 points in six of the last seven games (each of the last five) and is averaging 6.1 points on .319 field goal shooting in those seven outings. Clark scored in double figures in five straight games prior to the current seven-game stretch and averaged 14.0 points on .519 shooting.

► Head coach **Lon Kruger** is just 11 victories shy of 500 for his career. He ranks second among current Big 12 head coaches with 489 career wins (Texas' **Rick Barnes** has 535 victories).

CLEANING THE GLASS

► OU leads the Big 12 in offensive rebounds per game at 15.4 (ranks No. 12 nationally) and offensive rebounding percentage (42 percent). It ranks second in the league in average rebounding margin (+7.9) and total rebounds per game (40.2; ranks No. 13 nationally).

► The Sooners have been outrebounded just twice on the season (by Washington State and Missouri).

► Oklahoma's top two rebounding totals of the 16-year Big 12 era have been recorded this year (63 vs. S.C. State and 61 vs. Coppin State).

► OU has pulled down double-digit offensive rebounds in 12 of 14 games and is averaging 15.4 offensive boards per contest to its opponents' 11.5.

► The Sooners are averaging 6.9 more offensive rebounds per game this year than last (15.4 to 8.5).

SATURDAY'S KANSAS RECAP (BOX SCORE ON PAGE 12 OF THESE NOTES)

► Oklahoma led 34-33 at halftime but was outscored 39-27 after the break in a 72-61 loss to No. 14/15 Kansas. The Sooners fell to 7-1 at home on the year. After shooting .424 from the field in the first half, the Jayhawks posted a .600 mark in the second. OU shot .478 in the first half but just .296 after halftime.

► The Sooners committed 17 turnovers (one shy of their season high), which led to 20 Kansas points. The Jayhawks also outscored OU 16-2 via the fast break and racked up 48 points in the paint to OU's 16.

► The Big 12's top two rebounding teams tied each other on the glass, 34-34.

► Junior guard **Steven Pledger** scored a team-high 14 points but was held to 4-for-12 shooting. He made all five of his free throw attempts and two of the team's three 3-pointers.

► Junior forward **Andrew Fitzgerald** scored 11 points for his ninth straight double-digit game and added seven rebounds.

► Junior guard **Carl Blair** recorded 11 points (his most since the season opener) and three assists in 12 minutes off the bench. He was 6-for-6 at the free throw line.

► Kansas junior guard **Travis Releford** scored a career-high 28 points on 9-for-13 field goal shooting. Releford's previous career high was 16 points. Junior forward **Thomas Robinson** added 18 points and nine rebounds.

PREVIEWING OKLAHOMA STATE

► After a 6-2 start, Oklahoma State has lost five of its last seven games and enter Monday's contest with an 8-7 record. The Cowboys are 6-1 at home, with their only loss coming to Virginia Tech (67-61) on Dec. 31. They are coming off a 58-49 defeat at Texas on Saturday in which they held the Longhorns to .300 field goal and .167 (3-for-18) 3-point shooting but committed 21 turnovers (to Texas' 10) and were whistled for a season-high 29 fouls (to UT's 17). The Cowboys beat Texas Tech Wednesday in their Big 12 opener, 67-59.

AP Top 25 Poll

January 2

School	Record
1. Syracuse (60)	15-0
2. Kentucky (5)	13-1
3. North Carolina	13-2
4. Baylor	13-0
5. Duke	12-1
6. Ohio State	13-2
7. Missouri	13-0
8. Connecticut	12-1
9. Georgetown	12-1
10. Michigan State	13-2
11. Louisville	12-2
12. Indiana	13-1
13. Florida	11-3
14. Kansas	10-3
15. Mississippi State	13-2
16. Michigan	12-2
17. UNLV	15-2
18. Wisconsin	12-3
19. Murray State	14-0
20. Marquette	12-2
21. Virginia	12-1
22. Harvard	12-1
23. Kansas State	11-1
24. San Diego State	12-2
25. Gonzaga	11-2

ESPN/USA Today Top 25 Poll

January 2

School	Record
1. Syracuse (30)	15-0
2. Kentucky (1)	13-1
3. Duke	12-1
4. North Carolina	13-2
5. Baylor	13-0
6. Missouri	13-0
7. Ohio State	13-2
8. Connecticut	12-1
9. Georgetown	12-1
10. Louisville	12-2
11. Michigan State	13-2
12. Indiana	13-1
13. Michigan	12-2
14. Florida	11-3
15. Kansas	10-3
16. Mississippi State	13-2
17. UNLV	15-2
18. Murray State	14-0
19. Wisconsin	12-3
20. Marquette	12-2
21. Harvard	12-1
22. Kansas State	11-1
23. Virginia	12-1
24. Creighton	11-2
25. San Diego State	12-2

OU opponents and potential opponents in **bold**

► OSU, which starts three freshmen, a first-year junior college transfer and a senior, is shooting .410 from the field on the season (ranks 10th in Big 12), .332 from 3-point range (ranks eighth) and .700 from the free throw line (ranks sixth). It ranks fourth in the league in 3-pointers per game (6.4) and last in average rebounding margin (-2.1).

► Senior guard **Keiton Page** averages a team-high 14.1 points per game and is shooting a team-best .374 from 3-point range (team-high 37 makes). He registered three straight 20-point games (averaged 23.7 ppg) before being held to nine points Saturday at Texas. The 5-9, 165-pounder ranks 19th in school history with 1,302 points and third with 233 3-pointers (school record is 279).

► Freshman forward **Le'Bryan Nash** ranks second on the team in scoring (12.3 ppg) and third in rebounding (4.9 rpg). He scored 21 points in OSU's Big 12-opening win over Texas Tech and followed with 12 Saturday at Texas. Nash leads the team with his 5.1 free throw attempts per game (shooting .688).

► Junior guard **Jéan-Paul Olukemi**, who averaged 9.4 points and 4.8 rebounds per game, sustained a season-ending knee injury on Dec. 31 against Virginia Tech.

► **Travis Ford** is in his fourth year as Oklahoma State's head coach and owns a 73-44 record. He's in his 14th year overall.

OU-OKLAHOMA STATE SERIES HISTORY

Oklahoma owns a 127-93 series advantage against Oklahoma State but is 40-62 against the Cowboys in Stillwater. OU has won seven of the last 11 overall meetings and nine of the last 14. At Gallagher-Iba Arena, the Sooners have won three of the last six meetings. OU is 17-16 against the Cowboys since the start of the Big 12 in 1996-97 (5-10 in Stillwater).

LAST YEAR VS. THE COWBOYS (BOX SCORES ON PAGE 13 OF THESE NOTES)

OU and OSU split last year's season series, with each team winning at home. In the first meeting, the Sooners held a 21-6 lead and were up 47-39 early in the second half but couldn't overcome the Cowboys' 36-for-44 free throw performance and fell 81-75 on Feb. 5 in Stillwater. **Andrew Fitzgerald** and **Cade Davis** led OU with 18 points each. **Carl Blair** hit all nine of his free throw attempts and finished with 13 points, but registered six turnovers without an assist. **Cameron Clark** was held scoreless on 0-for-3 shooting.

In the March 5 rematch in Norman, Davis scored a game-high 22 points in his final career home game to help OU to a 64-61 win. Clark added 15 points and Steven Pledger 11. The Sooners held OSU to 3-for-25 (.120) 3-point shooting over the two-game series.

SOONER TIP INS

► After going a combined 4-28 away from home the last two years (2-18 in true road games and 2-10 at neutral sites), Oklahoma is 3-3 away from home so far this season. One of the defeats came by one point (at Cincinnati).

► While head coach at Kansas State from 1987-90, **Lon Kruger** compiled a 6-3 record against Oklahoma State. OU assistant coach **Steve Henson** played in all nine of those contests.

► Oklahoma has recorded 41 dunks in its 14 games (2.9 average) and junior forward **Romero Osby** has 22 of them (54 percent).

► Osby has grabbed at least six rebounds in 11 of 14 games this year. In his 35 games at Mississippi State as a sophomore in 2009-10, Osby pulled down at least six boards on three occasions.

► Osby and fellow junior Andrew Fitzgerald lead the team with five charges taken each.

► Last year, **Steven Pledger** averaged 15.4 points in OU's wins and 7.4 points in its losses. This year, the junior guard is averaging 20.6 points in wins and 11.8 in defeats. He is shooting .606 from the field this year in victories and .319 in losses.

► OU averaged 7.1 3-point makes over its first eight games. It is averaging 4.3 makes over the last six outings.

UP NEXT

The Sooners return home Saturday to host No. 23/22 Kansas State at 12:30 p.m. CT (televised by the Big 12 Network).

QUANTIFYING OU'S BASKETBALL TRADITION

► This is the 105th season of Oklahoma varsity basketball (the program's first game was Nov. 26, 1907).

► OU owns a 1,535-982 (.610) all-time record, ranking it 30th in NCAA Division I history in wins and 41st in winning percentage.

► Oklahoma has participated in four NCAA Final Fours (1939, 1947, 1988 and 2002) and in two NCAA championship games (it lost to Holy Cross in 1947 and to Kansas in 1988).

► OU has made 26 NCAA Tournament appearances and seven postseason NIT showings. It has made 22 NCAA Tournament appearances over the last 29 years.

► Oklahoma has made 27 postseason appearances over the last 30 years (22 NCAA Tournaments and five NITs).

► The Sooners have won 14 regular season conference championships (most recently in 2005) and seven conference tournament titles (including the 2001, 2002 and 2003 Big 12 crowns).

► The Sooners posted the eighth best NCAA Division I winning percentage (.731) in the 1980s and the eighth best (.738) in the 2000s.

► Twenty different Sooners have earned All-America honors a total of 30 times. They have earned consensus first-team All-America acclaim nine times and consensus second-team honors on four occasions.

► **Wayman Tisdale** was a three-time consensus first-team All-American during his three seasons at OU (1983-85).

► Oklahoma players have earned first-team all-conference accolades a total of 73 times.

► The Sooners own a winning record against eight of the other nine members of the Big 12 Conference (Kansas is the only league program with a series lead against OU).

► OU has played its home games in four different venues: the OU Gymnasium (1907-1919), the R.O.T.C. Armory (1919-1928), the OU Field House (1928-75) and Lloyd Noble Center (1975-present).

PLAYER NOTES

1 SAM GROOMS (6-1, 203, JUNIOR, GUARD)

- ▶ Point guard who's averaging 6.8 points, 3.2 boards and 5.5 assists in 29.1 minutes a contest.
- ▶ Ranks second in Big 12 in assists and assist-to-turnover ratio (2.7).
- ▶ Has registered 39 assists and 12 turnovers (3.3 ratio) during the last six games.
- ▶ Recorded 17 assists and 4 turnovers (4.3 ratio) in three 76 Classic games Nov. 24-27.
- ▶ Point guard who transferred from Chipola College in Florida.
- ▶ Rated as nation's third-best junior college player in 2010-11 by JucoRecruiting.com.
- ▶ Started 50 games in his two seasons at Chipola (averaged 11.1 points, 5.9 assists last year).

2 STEVEN PLEDGER (6-4, 222, JUNIOR, GUARD)

- ▶ Averaging 17.8 points (ranks No. 3 Big 12), 4.0 rebounds and 1.7 assists in 31.2 minutes.
- ▶ Ranks second among Big 12 guards with his .517 field goal percentage.
- ▶ Ranks 16th nationally with his .468 3-point percentage (.490 last nine games).
- ▶ Averaging 20.6 points in team's wins but just 11.8 in losses.
- ▶ Recorded first career double-double vs. Houston on Dec. 17 (31 points, 10 rebounds).
- ▶ Has five games of at least 20 points this year (had three all of last season).
- ▶ Averaging 22.9 points per 40 minutes (averaged 13.6 points per 40 minutes last year).
- ▶ Named to 76 Classic and All-College Classic all-tournament teams.
- ▶ Suspended for opener vs. Idaho State (impermissible participation in summer pro-am game).
- ▶ Averaged a team-high 15.4 points in OU's wins last year compared to 7.4 points in losses.
- ▶ Shot .416 from 3-point range at home last year and .284 away from home.
- ▶ Scored a career-high 38 points (career highs of 12 field goals, 7 treys and 7 free throw makes) in overtime win at Iowa State last season (scored 17 of team's final 21 points).

3 T.J. FRANKLIN (5-11, 175, SENIOR, GUARD)

- ▶ Averaging 2.9 minutes in his 10 games this year (has 2 points and 2 assists).
- ▶ Played a career-high 9 minutes Dec. 2 vs. Sacramento State (2 points, 1 assist, 1 steal).
- ▶ A walk-on point guard who is the only fourth-year player on team.
- ▶ Played a total of 16 minutes last year (12 games) and scored four points.
- ▶ Helped North Crowley HS (Fort Worth, Texas) to 38-1 record and 2008 Class 5A state title.
- ▶ Voted by teammates as squad's hardest worker, best leader by example, most impressive in the weight room, fastest from baseline to baseline and best video game player.
- ▶ An information studies major at OU who graduated No. 7 in his high school class.

4 ANDREW FITZGERALD (6-8, 247, JUNIOR, FORWARD)

- ▶ Averaging 12.6 points and 5.5 rebounds (ranks second on team in both categories).
- ▶ Has recorded a season-high 18 points twice in the last four outings.
- ▶ Averaging 14.9 points the last nine games after averaging 8.0 the first five.
- ▶ Shooting .500 from field the last eight outings after shooting .400 the first five.
- ▶ Averaged 7.3 boards in three 76 Classic games (tied for second most in tournament).
- ▶ OU's leading returning scorer (12.6) and rebounder (5.0) from last season. Also led team with his 21 blocked shots and 34 steals in an average of 30.8 minutes per game.
- ▶ An honorable mention All-Big 12 selection as a sophomore last season.
- ▶ Started all 32 games last year and scored at least 10 points 22 times (at least 20 four times).
- ▶ Arrived at OU in summer 2009 weighing 273 pounds but entered 2011-12 season at 247.

5 C.J. WASHINGTON (6-7, 230, SENIOR, FORWARD)

- ▶ Averaging 2.5 points and 3.7 rebounds in 10.6 minutes a game (DNP in season opener).
- ▶ Averaging 5.0 points and 6.3 rebounds last two home games in 14.7 minutes per contest.
- ▶ Seven of his career-high 12 boards (in 13 min.) against South Carolina State were offensive.
- ▶ Leads team in rebounds per minute (40-minute projection is 13.9 boards).
- ▶ Handed out 3 assists vs. Coppin State in his first game of year (recorded 2 all of last season).
- ▶ Came off bench in each of his 31 games last year and averaged 2.5 points and 3.1 rebounds.
- ▶ A first-team junior college All-American at Connors State College (Warner, Okla.) in 2009-10 when he averaged 19.3 points, a school-record 13.0 rebounds and 1.8 block per game.
- ▶ Named the 2010 Region II Junior College Player of the Year and Region II Tournament MVP.
- ▶ Recorded 25 double-doubles in his 32 games (including a stretch of 14 straight).

13 JAMES FRASCHILLA (5-10, 142, FRESHMAN, GUARD)

- ▶ A walk-on point guard from Dallas, Texas, who has 2 points in his 7 appearances (9 minutes).
- ▶ Helped Highland Park HS to a 22-8 record last year and a District 10-4A championship.
- ▶ Averaged 5.9 points, 5.0 assists and 2.7 steals as a senior to earn all-district honors.
- ▶ Voted by teammates as the Sooner who would make the best college head coach.
- ▶ Son of ESPN analyst and former college head coach Fran Fraschilla.

14 CARL BLAIR (6-2, 205, JUNIOR, GUARD)

- ▶ Averaging 3.6 points and 2.6 assists in 14.6 min. a game (has come off bench last 13 games).
- ▶ Coming off an 11-point (6-for-6 free throws), 3-assist game vs. Kansas (played 12 minutes).
- ▶ Shot .250 from 3-point range last year (14-for-56) but off to an 9-for-20 start this year (.450).
- ▶ Played in 30 of team's 32 games last year and made 25 starts (including last 22 contests).
- ▶ Averaged 7.5 points and team-high 4.7 assists in 27.6 minutes a game.
- ▶ Assists average ranked third in Big 12.
- ▶ Led Sooners in assists in 21 games, including nine of the last 10.
- ▶ Transfer from New Orleans who averaged 9.2 points, 4.4 rebounds and 3.7 assists in 2009-10.
- ▶ Recorded triple-double at New Orleans (13 points, 10 rebounds and 11 assists).

15 TYLER NEAL (6-7, 227, SOPHOMORE, FORWARD)

- ▶ Has come off the bench to average 5.6 points and 2.9 boards in 16.7 minutes an outing.
- ▶ Shooting .385 (15-for-39) from 3-point range and .818 (18-for-22) from free throw line.
- ▶ Averaging just 1.0 point in 12.3 minutes over last three games (1-for-5 shooting from field).
- ▶ Recorded a career-high 18-point game vs. Arkansas Dec. 10 (career highs of 4 treys, 4 assists).
- ▶ Played in 26 of team's 32 games last year as a freshman and made six starts.
- ▶ Averaged 4.2 points and 2.3 rebounds in 12.5 minutes a game.
- ▶ Earned state-player-of-the-year honors from Gatorade, the Oklahoma Coaches Association and The Oklahoman as a high school senior at Putnam City West.

21 CAMERON CLARK (6-6, 198, SOPHOMORE, GUARD)

- ▶ Has started all 45 games of his college career.
- ▶ Averaging 6.1 points the last seven games after averaging 14.0 the previous five.
- ▶ Has scored in double figures once in last seven games.
- ▶ Held scoreless vs. Arkansas (Dec. 10) and at Cincinnati (Dec. 29).
- ▶ Ranked fourth on team in scoring (9.3 ppg) last year and third in rebounding (4.5 rpg).
- ▶ Ranked eighth in Big 12 (second among freshmen) with his 33.6 minutes per game.
- ▶ Scored in double figures 14 times and netted at least 25 points twice.
- ▶ Averaged 13.1 points in wins and 6.3 points in losses.
- ▶ Played at least 40 minutes on seven occasions.
- ▶ Ranked No. 32 as a high school senior by ESPN, No. 34 by Rivals.com and No. 39 by Scout.com.

24 ROMERO OSBY (6-8, 232, JUNIOR, FORWARD)

- ▶ Averaging 10.4 points and team-high 8.4 rebounds in 27.6 minutes a game.
- ▶ Ranks third in Big 12 in rebounding and second in offensive rebounding (3.0 per game).
- ▶ Ranks second in Big 12 with four double-doubles.
- ▶ Has grabbed 10+ rebounds in six of 14 outings (at least 6 boards in all but three games).
- ▶ His 18 rebounds vs. S.C. State Dec. 21 tied as most by a Sooner in three seasons.
- ▶ Registered 17 points, 10 boards and four assists (all career highs at the time) in opener vs. Idaho State and followed with another double-double (11 points, 10 boards) vs. Coppin State.
- ▶ Sat out last season after transferring from Mississippi State University.
- ▶ Averaged 4.2 points and 2.6 rebounds in 12.8 minutes a game during his two seasons at MSU.
- ▶ Played in 35 of 36 games as a sophomore (three starts) and averaged 4.3 points and 2.6 boards.
- ▶ Rated No. 57 nationally by Rivals.com and No. 70 by Scout.com out of high school.

31 BARRY HONORÉ (6-7, 270, SENIOR, FORWARD)

- ▶ Averaging 1.0 points, 1.1 rebounds and 0.6 blocks in 5.4 minutes a game.
- ▶ Recorded OU career highs of 4 points, 4 boards and 2 assists Dec. 31 vs. Northwestern State.
- ▶ A walk-on who transferred from Southern University and is one of three seniors on the team.
- ▶ Averaged 1.2 points and 1.0 rebound in 5.7 minutes a game last year (shot .632 from field).
- ▶ Named 2008 Southwestern Athletic Conference Freshman of the Year after averaging 8.8 points and 5.1 rebounds a game at Southern.
- ▶ Started 54 of his 60 games during his two-year career at Southern.

32 CASEY ARENT (6-10, 227, JUNIOR, CENTER)

- ▶ Averaging 1.8 points and 2.8 boards in 8.6 minutes per outing (has played in 12 games).
- ▶ Has 16 offensive rebounds and 17 defensive boards.
- ▶ Scored 4 points and tied a career high with 9 rebounds Dec. 21 vs. S.C. State (10 minutes).
- ▶ Rated as the nation's 22nd-best juco player last year by JucoRecruiting.com.
- ▶ Earned first-team All-Big 8 and first-team all-state honors as a sophomore last year at Sierra College in Rocklin, Calif.
- ▶ Averaged 19.1 points and 11.4 rebounds per game last season (17 double-doubles).

SEASON STATISTICS

#	Player	gp-gs	min	avg	Total		3-Point		F-Throw		Rebounds				pf	dq	a	to	blk	stl	pts	avg
					fg-fga	fg%	3fg-fga	3fg%	ft-fa	ft%	off	def	tot	avg								
02	Pledger, Steven	13-13	405	31.2	78-151	.517	36-77	.468	40-46	.870	22	30	52	4.0	28	0	22	24	3	16	232	17.8
11	Newell, Calvin	5-0	98	19.6	25-51	.490	10-26	.385	5-7	.714	3	5	8	1.6	4	0	4	4	0	3	65	13.0
04	Fitzgerald, Andrew	14-14	356	25.4	74-156	.474	0-0	.000	28-40	.700	35	42	77	5.5	39	0	5	15	9	9	176	12.6
24	Osby, Romero	14-14	387	27.6	56-121	.463	2-7	.286	31-43	.721	42	75	117	8.4	23	1	12	18	13	8	145	10.4
21	Clark, Cameron	14-14	355	25.4	45-117	.385	5-13	.385	24-34	.706	12	38	50	3.6	25	0	23	22	8	7	119	8.5
01	Grooms, Sam	14-14	407	29.1	30-83	.361	6-24	.250	29-44	.659	8	37	45	3.2	24	0	77	29	0	14	95	6.8
15	Neal, Tyler	14-0	234	16.7	23-57	.404	15-39	.385	18-22	.818	9	32	41	2.9	27	1	11	17	2	9	79	5.6
14	Blair, Carl	14-1	204	14.6	11-31	.355	9-20	.450	20-26	.769	5	16	21	1.5	21	0	37	30	1	14	51	3.6
05	Washington, C.J.	13-0	138	10.6	15-30	.500	0-0	.000	3-6	.500	18	30	48	3.7	11	0	5	4	7	3	33	2.5
32	Arent, Casey	12-0	103	8.6	9-26	.346	0-0	.000	4-4	1.000	16	17	33	2.8	19	0	1	12	2	4	22	1.8
31	Honore, Barry	14-0	75	5.4	5-11	.455	0-0	.000	4-7	.571	12	4	16	1.1	6	0	2	5	8	0	14	1.0
13	Fraschilla, James	7-0	9	1.3	1-2	.500	0-0	.000	0-0	.000	1	0	1	0.1	2	0	0	0	0	0	2	0.3
03	Franklin, T.J.	10-0	29	2.9	1-8	.125	0-2	.000	0-0	.000	1	3	4	0.4	3	0	2	4	0	2	2	0.2
Team											31	19	50				1					
Total.....		14	2800		373-844	.442	83-208	.399	206-279	.738	215	348	563	40.2	232	2	201	185	53	89	1035	73.9
Opponents.....		14	2800		334-804	.415	100-312	.321	161-232	.694	161	292	453	32.4	264	8	198	200	39	89	929	66.4

TEAM STATISTICS	OU	OPP	Date	Opponent	Score	Att.
SCORING	1035	929	11/11/11	IDAHO STATE	w 78-74	7622
Points per game	73.9	66.4	11/18/11	COPPIN STATE	w 92-65	7460
Scoring margin	+7.6	-	# 11/24/11	vs Washington State	w 74-59	1457
FIELD GOALS-ATT	373-844	334-804	# 11/25/11	vs Santa Clara	w 85-73	1777
Field goal pct	.442	.415	# 11/27/11	vs Saint Louis	L 63-83	2637
3 POINT FG-ATT	83-208	100-312	12/02/11	SACRAMENTO STATE	w 82-53	7460
3-point FG pct	.399	.321	12/08/11	ORAL ROBERTS	w 73-59	7699
3-pt FG made per game	5.9	7.1	12/10/11	ARKANSAS	w 78-63	9077
FREE THROWS-ATT	206-279	161-232	\$ 12/17/11	vs Houston	w 79-74	5303
Free throw pct	.738	.694	12/21/11	SOUTH CAROLINA STATE	w 83-48	8136
F-Throws made per game	14.7	11.5	% 12/29/11	vs Cincinnati	L 55-56	4439
REBOUNDS	563	453	12/31/11	NORTHWESTERN STATE	w 83-63	8532
Rebounds per game	40.2	32.4	* 01/03/12	at Missouri	L 49-87	15061
Rebounding margin	+7.9	-	* 01/07/12	KANSAS	L 61-72	11268
ASSISTS	201	198	# 76 Classic (Anaheim, Calif.)			
Assists per game	14.4	14.1	\$ All-College Classic (Oklahoma City, Okla.)			
TURNOVERS	185	200	% at U.S. Bank Arena (Cincinnati, Ohio)			
Turnovers per game	13.2	14.3	* = Conference game			
Turnover margin	+1.1	-				
Assist/turnover ratio	1.1	1.0				
STEALS	89	89				
Steals per game	6.4	6.4				
BLOCKS	53	39				
Blocks per game	3.8	2.8				
ATTENDANCE	67254	30674				
Home games-Avg/Game	8-8407	1-15061				
Neutral site-Avg/Game	-	5-3123				

Score by Periods	1st	2nd	Totals
Oklahoma	501	534	1035
Opponents	414	515	929

BIG 12 GAMES ONLY

##	Player	gp-gs	min	avg	Total		3-Point		F-Throw		Rebounds				pf	dq	a	to	blk	stl	pts	avg
					fg-fga	fg%	3fg-fga	3fg%	ft-fa	ft%	off	def	tot	avg								
04	Fitzgerald, Andrew	2-2	58	29.0	13-31	.419	0-0	.000	3-4	.750	5	8	13	6.5	6	0	1	4	0	1	29	14.5
02	Pledger, Steven	2-2	68	34.0	7-22	.318	5-13	.385	6-6	1.000	3	5	8	4.0	6	0	0	4	1	3	25	12.5
21	Clark, Cameron	2-2	58	29.0	4-11	.364	0-0	.000	9-9	1.000	1	5	6	3.0	1	0	4	2	0	0	17	8.5
24	Osby, Romero	2-2	61	30.5	6-15	.400	0-1	.000	3-4	.750	4	8	12	6.0	3	0	1	5	1	1	15	7.5
14	Blair, Carl	2-0	23	11.5	2-4	.500	1-2	.500	8-8	1.000	0	0	0	0.0	1	0	3	2	0	2	13	6.5
01	Grooms, Sam	2-2	61	30.5	4-10	.400	0-2	.000	0-2	.000	1	2	3	1.5	4	0	12	3	0	2	8	4.0
05	Washington, C.J.	2-0	25	12.5	1-3	.333	0-0	.000	0-2	.000	2	2	4	2.0	3	0	0	1	1	0	2	1.0
15	Neal, Tyler	2-0	23	11.5	0-4	.000	0-2	.000	1-2	.500	0	0	0	0.0	2	0	1	3	1	1	1	0.5
31	Honore, Barry	2-0	11	5.5	0-1	.000	0-0	.000	0-1	.000	2	0	2	1.0	1	0	0	1	1	0	0	0.0
32	Arent, Casey	2-0	5	2.5	0-2	.000	0-0	.000	0-0	.000	1	1	2	1.0	1	0	0	0	0	0	0	0.0
03	Franklin, T.J.	2-0	4	2.0	0-1	.000	0-0	.000	0-0	.000	0	1	1	0.5	0	0	0	0	0	0	0	0.0
13	Fraschilla, James	2-0	3	1.5	0-0	.000	0-0	.000	0-0	.000	0	0	0	0.0	0	0	0	0	0	0	0	0.0
Team											3	3	6									
Total.....		2	400		37-104	.356	6-20	.300	30-38	.789	22	35	57	28.5	28	0	22	25	5	10	110	55.0
Opponents.....		2	400		61-112	.545	16-40	.400	21-28	.750	22	50	72	36.0	36	0	34	22	9	18	159	79.5

TEAM STATISTICS	OU	OPP	Date	Opponent	Score	Att.
SCORING	110	159	* 01/03/12	at Missouri	L 49-87	15061
Points per game	55.0	79.5	* 01/07/12	KANSAS	L 61-72	11268
Scoring margin	-24.5	-				
FIELD GOALS-ATT	37-104	61-112				
Field goal pct	.356	.545				
3 POINT FG-ATT	6-20	16-40				
3-point FG pct	.300	.400				
3-pt FG made per game	3.0	8.0				
FREE THROWS-ATT	30-38	21-28				
Free throw pct	.789	.750				
F-Throws made per game	15.0	10.5				
REBOUNDS	57	72				
Rebounds per game	28.5	36.0				
Rebounding margin	-7.5	-				
ASSISTS	22	34				
Assists per game	11.0	17.0				
TURNOVERS	25	22				
Turnovers per game	12.5	11.0				
Turnover margin	-1.5	-				
Assist/turnover ratio	0.9	1.5				
STEALS	10	18				
Steals per game	5.0	9.0				
BLOCKS	5	9				
Blocks per game	2.5	4.5				
ATTENDANCE	11268	15061				
Home games-Avg/Game	1-11268	1-15061				
Neutral site-Avg/Game	-	0-0				

Score by Periods	1st	2nd	Totals
Oklahoma	59	51	110
Opponents	76	83	159

SEASON RESULTS

Date	Opponent	Score	W/L	Attend.	Points Leader	Rebounds Leader	Assists Leader
11/11	Idaho State	78-74	W	7,622	Newell 19	Osby 10	Grooms 8
11/18	Coppin State	92-65	W	7,460	Pledger 20	Osby 10	Blair, Clark 4
11/24	vs. Washington State #	74-59	W	1,457	Newell 18	Fitzgerald 7	Grooms 10
11/25	vs. Santa Clara #	85-73	W	1,777	Pledger 26	Fitzgerald 13	Grooms 6
11/27	vs. Saint Louis #	63-83	L	2,637	Clark, Osby 14	Clark, Osby 6	Pledger 2
12/2	Sacramento State	82-53	W	7,460	Clark 18	Blair 5	Pledger 5
12/8	Oral Roberts	73-59	W	7,699	Pledger 17	Clark 8	Grooms 5
12/10	Arkansas	78-36	W	9,077	Pledger 22	Fitzgerald 8	Neal 4
12/17	vs. Houston \$	79-74	W	5,303	Pledger 31	Osby, Pledger 10	Grooms 8
12/21	South Carolina State	83-48	W	8,136	Pledger 22	Osby 18	Grooms 6
12/29	at Cincinnati %	55-56	L	4,439	Fitzgerald 18	Osby 12	Grooms 9
12/31	Northwestern State	83-63	W	8,532	Osby, Pledger 18	Clark 9	Blair 6
1/3	at Missouri (7)	49-87	L	15,061	Fitzgerald 18	Fitzgerald 6	Grooms 7
1/7	Kansas (14)	61-72	L	11,268	Pledger 14	Osby 9	Grooms 5
1/9	at Oklahoma State						
1/14	Kansas State						
1/17	Texas Tech						
1/21	at Texas A&M						
1/24	Baylor						
1/28	at Kansas State						
2/1	at Kansas						
2/4	Iowa State						
2/6	Missouri						
2/11	at Texas Tech						
2/14	Texas						
2/18	at Iowa State						
2/22	Oklahoma State						
2/25	at Baylor						
2/29	at Texas						
3/3	Texas A&M						

Associated Press rankings in parentheses

76 Classic (Anaheim, Calif.)

\$ All-College Classic (Oklahoma City, Okla.)

% at U.S. Bank Arena

Record Summary	Overall	Home	Away	Neutral
All Games	10-4	7-1	0-2	3-1
Big 12 Games	0-2	0-1	0-1	0-0
Non-Conference Games	10-2	7-0	0-1	3-1

POINTS-REBOUNDS-ASSISTS

Date	Opponent	1 GROOMS	2 PLEDGER	3 FRANKLIN	4 FTZGERLD	5 WASHGTON	11 NEWELL	13 FRASCH.	14 BLAIR	15 NEAL	21 CLARK	24 OSBY	31 HONORÉ	32 ARENT
11/11	Idaho State	<u>11-6-8</u>	DNP	0-0-0	<u>7-1-0</u>	DNP	19-2-0	DNP	<u>12-6-5</u>	4-7-1	<u>2-3-0</u>	<u>17-10-4</u>	2-0-0	4-1-0
11/18	Coppin State	<u>4-4-1</u>	<u>20-2-3</u>	0-0-0	<u>10-8-0</u>	6-8-3	14-2-1	0-0-0	6-0-4	9-3-1	<u>4-4-4</u>	<u>11-10-0</u>	2-3-0	6-9-1
11/24	vs. Washington State #	<u>9-1-10</u>	<u>14-2-0</u>	0-0-1	<u>9-7-0</u>	0-2-0	18-1-3	DNP	0-0-0	2-3-0	<u>11-2-1</u>	<u>9-6-0</u>	0-0-0	2-3-0
11/25	vs. Santa Clara #	<u>12-5-6</u>	<u>26-7-0</u>	DNP	<u>12-13-0</u>	0-4-0	8-2-0	DNP	2-0-2	3-2-0	<u>11-2-1</u>	<u>9-10-1</u>	0-0-0	2-2-0
11/27	vs. Saint Louis #	<u>0-2-1</u>	<u>11-3-2</u>	DNP	<u>4-2-0</u>	2-2-0	6-1-0	DNP	3-1-1	7-1-0	<u>14-6-1</u>	<u>14-6-0</u>	0-0-0	2-1-0
12/2	Sacramento State	<u>9-4-4</u>	<u>15-1-5</u>	2-0-1	<u>13-4-1</u>	2-1-1	**	DNP	5-5-3	8-3-1	<u>18-3-3</u>	<u>8-4-3</u>	2-1-0	0-3-0
12/8	Oral Roberts	<u>2-4-5</u>	<u>17-3-3</u>	0-0-0	<u>16-3-0</u>	8-6-1	**	0-0-0	2-0-3	5-3-1	<u>16-8-2</u>	<u>7-7-0</u>	0-0-0	0-2-0
12/10	Arkansas	<u>6-3-3</u>	<u>22-3-2</u>	0-1-0	<u>17-8-0</u>	0-2-0	**	0-0-0	3-2-2	18-5-4	<u>0-1-3</u>	<u>10-7-2</u>	2-3-0	0-0-0
12/17	vs. Houston \$	<u>10-2-8</u>	<u>31-10-0</u>	DNP	<u>10-6-2</u>	0-0-0	**	DNP	0-2-2	9-6-1	<u>14-2-0</u>	<u>5-10-0</u>	0-0-0	DNP
12/21	South Carolina State	<u>7-3-6</u>	<u>22-5-1</u>	0-1-1	<u>17-2-0</u>	5-12-0	**	2-1-0	3-2-5	3-2-1	<u>8-2-1</u>	<u>10-18-1</u>	2-2-0	4-9-0
12/29	at Cincinnati %	<u>6-5-9</u>	<u>11-6-1</u>	DNP	<u>18-9-1</u>	0-2-0	**	DNP	0-1-1	8-5-0	<u>0-2-3</u>	<u>12-12-0</u>	0-1-0	DNP
12/31	Northwestern State	<u>11-3-4</u>	<u>18-2-5</u>	0-0-0	<u>14-1-0</u>	8-5-0	**	0-0-0	2-2-6	2-1-0	<u>4-9-0</u>	<u>18-5-0</u>	4-4-2	2-1-0
1/3	at Missouri (7)	<u>4-1-7</u>	<u>11-4-0</u>	0-1-0	<u>18-6-0</u>	0-2-0	**	0-0-0	2-0-0	0-0-1	<u>8-1-3</u>	<u>6-3-1</u>	0-0-0	0-2-0
1/7	Kansas (14)	<u>4-2-5</u>	<u>14-4-0</u>	0-0-0	<u>11-7-1</u>	2-2-0	**	0-0-0	11-0-3	1-0-0	<u>9-5-1</u>	<u>9-9-0</u>	0-2-0	0-0-0
1/9	at Oklahoma State													
1/14	Kansas State													
1/17	Texas Tech													
1/21	at Texas A&M													
1/24	Baylor													
1/28	at Kansas State													
2/1	at Kansas													
2/4	Iowa State													
2/6	Missouri													
2/11	at Texas Tech													
2/14	Texas													
2/18	at Iowa State													
2/22	Oklahoma State													
2/25	at Baylor													
2/29	at Texas													
3/3	Texas A&M													

Associated Press rankings in parentheses

76 Classic (Anaheim, Calif.)

\$ All-College Classic (Oklahoma City, Okla.)

% at U.S. Bank Arena

** Left team

MISCELLANEOUS STATS

Dunks

Romero Osby.....	22
Cameron Clark.....	9
Andrew Fitzgerald.....	3
Tyler Neal.....	2
Steven Pledger.....	2
Casey Arent.....	1
Calvin Newell.....	1
C.J. Washington.....	1

Charges Taken

Andrew Fitzgerald.....	5
Romero Osby.....	5
Casey Arent.....	2
Tyler Neal.....	2
Steven Pledger.....	2
Carl Blair.....	1
Cameron Clark.....	1
T.J. Franklin.....	1
Sam Grooms.....	1
C.J. Washington.....	1

GAME-BY-GAME TEAM STATS

	FG-A	Pct.	3FG-A	Pct.	FT-A	Pct.	O/D/T	PF	A	TO	B	S	1	2	TP
Idaho State at Oklahoma	28-60 23-63	.467 .365	7-24 8-23	.292 .348	11-17 24-33	.647 .727	12/25/37 18/23/41	30 20	22 18	20 15	0 6	7 8	34 31	40 47	74 78
Coppin State at Oklahoma	20-55 36-79	.364 .456	9-33 10-24	.273 .417	16-27 10-13	.593 .769	10/17/27 28/33/61	14 21	13 18	15 15	2 5	8 5	23 42	42 50	65 92
Oklahoma # vs. Washington State #	27-60 22-52	.450 .423	9-20 7-17	.450 .412	11-18 8-11	.611 .727	13/19/32 13/22/35	14 18	14 12	11 22	3 3	7 5	38 40	36 19	74 59
Santa Clara # vs. Oklahoma #	24-68 28-60	.353 .467	14-33 5-16	.424 .313	11-13 24-32	.846 .750	12/21/33 15/34/49	24 18	17 10	9 11	2 4	4 1	19 42	54 43	73 85
Saint Louis # vs. Oklahoma #	29-48 25-60	.604 .417	9-17 3-10	.529 .300	16-20 10-15	.800 .667	5/24/29 15/16/31	17 22	19 5	11 12	1 1	1 5	39 30	44 33	83 63
Sacramento State at Oklahoma	19-43 31-54	.442 .574	6-11 11-20	.545 .550	9-14 9-12	.643 .750	7/16/23 9/20/29	14 11	13 22	22 12	1 6	7 16	25 45	28 37	53 82
Oral Roberts at Oklahoma	22-60 27-54	.367 .500	1-15 3-7	.067 .429	14-19 16-20	.737 .800	16/15/31 14/24/38	18 19	11 15	12 15	3 3	9 7	24 34	35 39	59 73
Arkansas at Oklahoma	20-58 26-50	.345 .520	7-27 8-16	.259 .500	16-20 18-23	.800 .783	12/14/26 11/27/38	20 16	11 16	13 17	5 4	7 6	15 37	38 41	63 78
Houston \$ vs. Oklahoma \$	30-68 27-64	.441 .422	9-25 6-10	.360 .600	5-7 19-24	.714 .792	18/19/37 19/21/40	21 12	14 13	13 9	2 2	2 7	37 40	37 39	74 79
South Carolina State at Oklahoma	20-59 32-81	.339 .395	2-16 6-21	.125 .286	6-17 13-20	.353 .650	8/28/36 26/37/63	18 16	10 16	15 8	5 5	6 8	39 24	44 24	83 48
Oklahoma % at Cincinnati %	23-60 17-61	.383 .279	5-16 7-30	.313 .233	4-9 15-20	.444 .750	14/32/46 13/24/37	17 15	15 11	17 8	2 3	4 8	24 19	31 37	55 56
Northwestern State at Oklahoma	22-60 31-55	.367 .564	6-24 3-5	.250 .600	13-19 18-22	.684 .818	13/17/30 11/27/38	19 18	11 17	18 18	3 7	7 5	29 40	34 43	63 83
Oklahoma at Missouri (7)	18-54 32-54	.333 .593	3-11 12-21	.273 .571	10-10 11-14	1.000 .786	7/16/23 9/29/38	15 13	12 17	8 9	2 5	3 4	25 43	24 44	49 87
Kansas (14) at Oklahoma	29-58 19-50	.500 .380	4-19 3-9	.211 .333	10-14 20-28	.714 .714	13/21/34 15/19/34	23 13	17 10	13 17	4 3	14 7	33 34	39 27	72 61
Oklahoma at Oklahoma State															
Kansas State at Oklahoma															
Texas Tech at Oklahoma															
Oklahoma at Texas A&M															
Baylor at Oklahoma															
Oklahoma at Kansas State															
Oklahoma at Kansas															
Iowa State at Oklahoma															
Missouri at Oklahoma															
Oklahoma at Texas Tech															
Texas at Oklahoma															
Oklahoma at Iowa State															
Oklahoma State at Oklahoma															
Oklahoma at Baylor															
Oklahoma at Texas															
Texas A&M at Oklahoma															

Associated Press rankings in parentheses

76 Classic (Anaheim, Calif.)

\$ All-College Classic (Oklahoma City, Okla.)

% at U.S. Bank Arena

INDIVIDUAL HIGHS

OKLAHOMA HIGHS

Points	31, Steven Pledger vs. Houston (12/17)
Field Goals	10, Steven Pledger vs. Houston (12/17) 10, Steven Pledger vs. Santa Clara (11/25)
Field Goal Attempts	17, Andrew Fitzgerald vs. Oral Roberts (12/8)
Field Goal Pct. (min. 7 made)	.769 (10-for-13), Steven Pledger vs. Houston (12/17)
3-Point Field Goals	4, Steven Pledger vs. Houston (12/17) 4, Tyler Neal vs. Arkansas (12/10) 4, Steven Pledger vs. Santa Clara (11/25) 4, Calvin Newell vs. Washington State (11/24) 4, Calvin Newell vs. Idaho State (11/11)
3-Point Field Goal Attempts	11, Calvin Newell vs. Idaho State (11/11)
3-Point Field Goal Pct. (min. 4 made)	.800 (4-for-5), Steven Pledger vs. Houston (12/17)
Free Throws	8, Sam Grooms vs. Santa Clara (11/25)
Free Throw Attempts	12, Sam Grooms vs. Santa Clara (11/25)
Free Throw Pct.	1.000 (7-for-7), Steven Pledger vs. Houston (12/17)
Rebounds	18, Romero Osby vs. South Carolina State (12/21)
Assists	10, Sam Grooms vs. Washington State (11/24)
Turnovers	6, Steven Pledger vs. Cincinnati (12/29)
Blocked Shots	3, C.J. Washington vs. Northwestern State (12/31) 3, Cameron Clark vs. Sacramento State (12/2)
Steals	3, C.J. Washington vs. Northwestern State (12/31) 3, Romero Osby vs. South Carolina State (12/21) 3, Andrew Fitzgerald vs. Sacramento State (12/2) 3, Sam Grooms vs. Sacramento State (12/2) 3, Steven Pledger vs. Sacramento State (12/2) 3, Steven Pledger vs. Washington State (11/24)

OPPONENT HIGHS

Points	28, Travis Releford, Kansas (1/7)
Field Goals	9, Travis Releford, Kansas (1/7) 9, BJ Young, Arkansas (12/10) 9, Brian Conklin, Saint Louis (11/27)
Field Goal Attempts	19, Kevin Foster, Santa Clara (11/25)
Field Goal Pct. (min. 7 made)	.818 (9-for-11), Brian Conklin, Saint Louis (11/27)
3-Point Field Goals	7, Evan Rocquemoore, Santa Clara (11/25)
3-Point Field Goal Attempts	11, Sean Kilpatrick, Cincinnati (12/29) 11, Evan Rocquemoore, Santa Clara (11/25)
3-Point Field Goal Pct. (min. 4 made)	.800 (4-for-5), Cody Ellis, Saint Louis (11/27)
Free Throws	8, Rickey Scott, Arkansas (12/10)
Free Throw Attempts	10, Rickey Scott, Arkansas (12/10) 10, Tony Gallo vs. Coppin State (11/18)
Free Throw Pct.	1.000 (7-for-7), Brian Conklin, Saint Louis (11/27)
Rebounds	10, Sean Kilpatrick, Cincinnati (12/29)
Assists	10, Evan Rocquemoore, Santa Clara (11/25)
Turnovers	7, Dylan Garrity, Sacramento State (12/2)
Blocked Shots	4, Omar Sanders, South Carolina State (12/21) 4, Hunter Mickelson, Arkansas (12/10)
Steals	3, seven players

OKLAHOMA'S TOP INDIVIDUAL PERFORMANCES

POINTS

31.....	Steven Pledger vs. Houston (12/17)
26.....	Steven Pledger vs. Santa Clara (11/25)
22.....	Steven Pledger vs. South Carolina State (12/21)
22.....	Steven Pledger vs. Arkansas (12/10)
20.....	Steven Pledger vs. Coppin State (11/18)
19.....	Calvin Newell vs. Idaho State (11/11)
18.....	Andrew Fitzgerald vs. Missouri (1/3)
18.....	Romero Osby vs. Northwestern State (12/31)
18.....	Steven Pledger vs. Northwestern State (12/31)
18.....	Andrew Fitzgerald vs. Cincinnati (12/29)
18.....	Tyler Neal vs. Arkansas (12/10)
18.....	Cameron Clark vs. Sacramento State (12/2)
18.....	Calvin Newell vs. Washington State (11/24)

REBOUNDS

18.....	Romero Osby vs. South Carolina State (12/21)
13.....	Andrew Fitzgerald vs. Santa Clara (11/25)
12.....	Romero Osby vs. Cincinnati (12/29)
12.....	C.J. Washington vs. South Carolina State (12/21)
10.....	Romero Osby vs. Houston (12/17)
10.....	Steven Pledger vs. Houston (12/17)
10.....	Romero Osby vs. Santa Clara (11/25)
10.....	Romero Osby vs. Coppin State (11/18)
10.....	Romero Osby vs. Idaho State (11/11)

ASSISTS

10.....	Sam Grooms vs. Washington State (11/24)
9.....	Sam Grooms vs. Cincinnati (12/29)
8.....	Sam Grooms vs. Houston (12/17)
8.....	Sam Grooms vs. Idaho State (11/11)
7.....	Sam Grooms vs. Missouri (1/3)

BLOCKED SHOTS

3.....	C.J. Washington vs. Northwestern State (12/31)
3.....	Cameron Clark vs. Sacramento State (12/2)

STEALS

3.....	C.J. Washington vs. Northwestern State (12/31)
3.....	Romero Osby vs. South Carolina State (12/21)
3.....	Andrew Fitzgerald vs. Sacramento State (12/2)
3.....	Sam Grooms vs. Sacramento State (12/2)
3.....	Steven Pledger vs. Sacramento State (12/2)
3.....	Steven Pledger vs. Washington State (11/24)

3-POINT FIELD GOALS

4.....	Steven Pledger vs. South Carolina State (12/21)
4.....	Steven Pledger vs. Houston (12/17)
4.....	Tyler Neal vs. Arkansas (12/10)
4.....	Steven Pledger vs. Santa Clara (11/25)
4.....	Calvin Newell vs. Washington State (11/24)
4.....	Calvin Newell vs. Idaho State (11/11)

SATURDAY vs. KANSAS

Official Basketball Box Score -- Game Totals -- Final Statistics

Kansas vs Oklahoma

01/07/12 1 p.m. CT at Norman, Okla. (Lloyd Noble Center)

Kansas 72 • 12-3, 2-0

#	Player		Total	3-Ptr	Rebounds										Min	
			FG-FGA	FG-FGA	FT-FTA	Off	Def	Tot	PF	TP	A	TO	Blk	Stl		
00	Robinson, Thomas	f	8-15	0-1	2-5	3	6	9	2	18	2	1	0	2	30	
05	Withey, Jeff	c	1-3	0-0	0-0	0	3	3	2	2	0	1	3	0	20	
10	Taylor, Tyshawn	g	4-10	0-5	1-1	0	2	2	3	9	6	2	0	3	34	
15	Johnson, Elijah	g	4-7	1-4	0-0	0	4	4	4	9	5	3	0	2	29	
24	Releford, Travis	g	9-13	3-5	7-8	2	1	3	3	28	2	0	0	2	34	
01	Tharpe, Naadir		1-2	0-0	0-0	1	0	1	2	2	0	2	0	1	5	
02	Teahan, Conner		1-5	0-3	0-0	0	1	1	0	2	0	3	0	1	18	
04	Wesley, Justin		1-1	0-0	0-0	2	2	4	2	2	0	0	1	1	13	
20	Roberts, Niko		0-0	0-0	0-0	0	0	0	1	0	0	0	0	0	1	
21	Garrett, Christian		0-0	0-0	0-0	0	0	0	0	0	0	0	0	0	1	
22	Lindsay, Merv		0-1	0-0	0-0	0	0	0	0	0	0	0	0	0	1	
25	Juenemann, Jordan		0-0	0-0	0-0	0	0	0	1	0	0	0	0	0	1	
40	Young, Kevin		0-1	0-1	0-0	2	0	2	3	0	2	1	0	2	13	
Team						3	2	5								
Totals			29-58	4-19	10-14	13	21	34	23	72	17	13	4	14	200	
FG % 1st Half: 14-33			42.4%	2nd half: 15-25	60.0%	Game: 29-58		50.0%								Deadball
3FG % 1st Half: 2-12			16.7%	2nd half: 2-7	28.6%	Game: 4-19		21.1%								Rebounds
FT % 1st Half: 3-5			60.0%	2nd half: 7-9	77.8%	Game: 10-14		71.4%								1

Oklahoma 61 • 10-4, 0-2

#	Player		Total	3-Ptr	Rebounds					PF	TP	A	TO	Blk	Stl	Min
			FG-FGA	FG-FGA	FT-FTA	Off	Def	Tot								
04	Fitzgerald, Andrew	f	5-16	0-0	1-2	4	3	7	4	11	1	2	0	1	26	
24	Osby, Romero	f	3-8	0-0	3-4	4	5	9	1	9	0	5	0	0	29	
01	Grooms, Sam	g	2-4	0-0	0-2	1	1	2	1	4	5	1	0	1	32	
02	Pledger, Steven	g	4-12	2-7	4-4	1	3	4	4	14	0	3	0	2	34	
21	Clark, Cameron	g	2-4	0-0	5-5	0	5	5	1	9	1	2	0	0	30	
03	Franklin, T.J.		0-0	0-0	0-0	0	0	0	0	0	0	0	0	0	2	
05	Washington, C.J.		1-2	0-0	0-2	2	0	2	1	2	0	1	1	0	17	
13	Fraschilla, James		0-0	0-0	0-0	0	0	0	0	0	0	0	0	0	1	
14	Blair, Carl		2-3	1-1	6-6	0	0	0	1	11	3	1	0	2	12	
15	Neal, Tyler		0-1	0-1	1-2	0	0	0	0	1	0	1	1	1	9	
31	Honore, Barry		0-0	0-0	0-1	2	0	2	0	0	0	1	1	0	7	
32	Arent, Casey		0-0	0-0	0-0	0	0	0	0	0	0	0	0	0	1	
Team						1	2	3								
Totals			19-50	3-9	20-28	15	19	34	13	61	10	17	3	7	200	
FG % 1st Half: 11-23			47.8%	2nd half: 8-27	29.6%	Game: 19-50		38.0%								
3FG % 1st Half: 2-4			50.0%	2nd half: 1-5	20.0%	Game: 3-9		33.3%								
FT % 1st Half: 10-14			71.4%	2nd half: 10-14	71.4%	Game: 20-28		71.4%								
																Deadball Rebounds 3

Officials: Steve Olson, Kelly Self, Warren Evans

Technical fouls: Kansas-None. Oklahoma-None.

Attendance: 11268

Estimated attendance: 9415

Score by periods	1st	2nd	Total
Kansas	33	39	72
Oklahoma	34	27	61

Points	In Paint	Off T/O	2nd Chance	Fast Break	Bench
KU	48	20	13	16	6
OU	16	17	5	2	14

Last FG - KU 2nd-00:17, OU 2nd-00:06.

Largest lead - KU by 22 2nd-08:41, OU by 5 1st-15:12.

Score tied - 4 times.

Lead changed - 9 times.

LAST YEAR vs. OKLAHOMA STATE

Official Basketball Box Score -- Game Totals -- Final Statistics Oklahoma vs Oklahoma State 02/05/11 12:47 p.m. at Stillwater, Okla. (Gallagher-Iba Arena)

Oklahoma 75 • 12-10, 4-4

#	Player	Total		3-Ptr		Rebounds			PF	TP	A	TO	Blk	Stl	Min.
		FG-FGA	FG-FGA	FT-FTA	Off	Def	Tot								
04	Fitzgerald, Andrew	f	7-12	0-0	4-5	2	3	5	3	18	2	2	1	1	39
02	Pledger, Steven	g	2-8	1-6	4-4	0	1	1	3	9	1	2	1	0	23
14	Blair, Carl	g	2-9	0-2	9-9	0	2	2	2	13	0	6	0	1	25
21	Clark, Cameron	g	0-3	0-0	0-0	1	4	5	3	0	1	0	0	2	29
34	Davis, Cade	g	6-15	2-7	4-4	0	1	1	4	18	2	0	1	2	32
05	Washington, C.J.		1-1	0-0	1-1	2	1	3	3	3	0	0	1	1	12
11	Newell, Calvin		1-1	0-0	0-1	0	2	2	2	2	1	1	0	0	15
15	Neal, Tyler		2-3	0-0	2-2	0	4	4	5	6	0	0	0	0	12
31	Honore, Barry		3-3	0-0	0-0	3	0	3	1	6	0	0	0	0	13
Team						2	0	2	1						
Totals			24-55	3-15	24-26	10	18	28	27	75	7	11	4	7	200
FG % 1st Half: 16-32		50.0%	2nd half: 8-23		34.8%	Game: 24-55		43.6%	Deadball						
3FG % 1st Half: 1-6		16.7%	2nd half: 2-9		22.2%	Game: 3-15		20.0%	Rebounds						
FT % 1st Half: 9-10		90.0%	2nd half: 15-16		93.8%	Game: 24-26		92.3%							

Oklahoma State 81 • 16-7, 4-5

#	Player	Total		3-Ptr		Rebounds			PF	TP	A	TO	Blk	Stl	Min.
		FG-FGA	FG-FGA	FT-FTA	Off	Def	Tot								
25	Williams, Darrell	f	5-7	0-0	8-10	6	6	12	3	18	0	1	0	3	19
33	Moses, Marshall	f	3-5	0-0	2-2	1	5	6	4	8	0	1	0	1	27
00	Olukemi, Jean-Paul	g	4-14	0-3	11-13	2	4	6	4	19	1	2	0	0	35
12	Page, Keiton	g	3-11	1-7	11-12	1	2	3	4	18	3	3	0	0	36
22	Brown, Markel	g	3-8	0-2	4-7	1	3	4	0	10	1	0	1	0	37
14	Penn, Ray		0-1	0-1	0-0	0	0	0	2	0	1	1	0	1	13
31	Pilgrim, Matt		3-4	0-1	0-0	3	1	4	3	6	2	2	0	2	23
32	Franklin, Roger		1-1	0-0	0-0	0	2	2	2	2	0	1	0	0	10
Team						1	0	1	1						
Totals			22-51	1-14	36-44	15	23	38	23	81	8	11	1	7	200
FG % 1st Half: 10-25		40.0%	2nd half: 12-26		46.2%	Game: 22-51		43.1%	Deadball						
3FG % 1st Half: 0-5		0.0%	2nd half: 1-9		11.1%	Game: 1-14		7.1%	Rebounds						
FT % 1st Half: 19-25		76.0%	2nd half: 17-19		89.5%	Game: 36-44		81.8%							

Officials: Don Daily, Kevin Mathis, Andrew Walton
 Technical fouls: Oklahoma-TEAM. Oklahoma State-TEAM.
 Attendance: 11140
 Fouled Out: OU - Neal (00:12)

Score by periods	1st	2nd	Total
Oklahoma	42	33	75
Oklahoma State	39	42	81

Last FG - OU 2nd-00:01, OSU 2nd-02:57.
 Largest lead - OU by 15 1st-13:37, OSU by 8 2nd-02:21.

Score tied - 1 time.
 Lead changed - 1 time.

Official Basketball Box Score -- Game Totals -- Final Statistics Oklahoma State vs Oklahoma 03/05/11 3 p.m. CT at Norman, Okla. (Lloyd Noble Center)

Oklahoma State 61 • 18-12, 6-10

#	Player	Total		3-Ptr		Rebounds			PF	TP	A	TO	Blk	Stl	Min.
		FG-FGA	FG-FGA	FT-FTA	Off	Def	Tot								
31	Pilgrim, Matt	f	1-1	0-0	0-0	1	3	4	2	1	1	0	0	0	20
33	Moses, Marshall	f	4-10	0-0	8-9	4	5	9	4	16	0	4	0	0	36
05	Dowell, Reger	g	4-11	0-2	2-2	1	0	1	2	10	0	2	0	1	22
12	Page, Keiton	g	3-9	1-5	0-0	0	4	4	2	7	1	2	0	2	39
15	Sidorakis, Nick	g	1-2	1-2	1-2	0	1	1	1	4	0	1	0	1	15
00	Olukemi, Jean-Paul		3-9	0-1	4-4	0	8	8	5	10	0	4	0	2	25
22	Brown, Markel		5-9	0-1	2-2	2	1	3	3	12	3	2	1	1	29
32	Franklin, Roger		0-1	0-0	0-0	1	0	1	3	0	1	0	0	0	14
Team						2	2	4							
Totals			21-52	2-11	17-19	11	24	35	24	61	6	17	1	7	200
FG % 1st Half: 12-26		46.2%	2nd half: 9-26		34.6%	Game: 21-52		40.4%	Deadball						
3FG % 1st Half: 1-6		16.7%	2nd half: 1-5		20.0%	Game: 2-11		18.2%	Rebounds						
FT % 1st Half: 8-9		88.9%	2nd half: 9-10		90.0%	Game: 17-19		89.5%							

Oklahoma 64 • 13-17, 5-11

#	Player	Total		3-Ptr		Rebounds			PF	TP	A	TO	Blk	Stl	Min.
		FG-FGA	FG-FGA	FT-FTA	Off	Def	Tot								
04	Fitzgerald, Andrew	f	2-6	0-0	1-2	2	3	5	4	5	3	2	0	0	31
15	Neal, Tyler	f	0-2	0-2	2-2	0	2	2	2	2	0	2	0	0	11
14	Blair, Carl	g	3-7	1-5	2-2	0	3	3	5	9	2	3	0	0	23
21	Clark, Cameron	g	4-9	1-3	6-7	1	3	4	2	15	0	0	0	1	38
34	Davis, Cade	g	6-12	0-4	10-13	1	5	6	3	22	3	4	0	0	40
02	Pledger, Steven		3-7	3-6	2-2	0	2	2	0	11	1	1	2	1	31
05	Washington, C.J.		0-0	0-0	0-0	0	1	1	1	0	0	0	0	0	7
11	Newell, Calvin		0-0	0-0	0-1	0	0	0	2	0	1	2	0	0	16
31	Honore, Barry		0-0	0-0	0-0	0	0	0	0	0	0	0	0	0	3
Team						1	2	3							
Totals			18-43	5-20	23-29	5	21	26	19	64	10	14	2	2	200
FG % 1st Half: 9-20		45.0%	2nd half: 9-23		39.1%	Game: 18-43		41.9%	Deadball						
3FG % 1st Half: 3-12		25.0%	2nd half: 2-8		25.0%	Game: 5-20		25.0%	Rebounds						
FT % 1st Half: 11-14		78.6%	2nd half: 12-15		80.0%	Game: 23-29		79.3%							

Officials: Rick Randall, Kipp Kissinger, Jeff Malham
 Technical fouls: Oklahoma State-None. Oklahoma-None.
 Attendance: 10044
 Estimated Attendance: 7734

Score by periods	1st	2nd	Total
Oklahoma State	33	28	61
Oklahoma	32	32	64

Last FG - OSU 2nd-01:46, OU 2nd-02:14.
 Largest lead - OSU by 3 2nd-19:35, OU by 11 1st-12:57.

Score tied - 4 times.
 Lead changed - 4 times.

##	Player	gp-gs	min	avg	Total		3-Point		F-Throw		Rebounds								a	to	blk	stl	pts	avg
					fg-fga	fg%	3fg-fga	3fg%	ft-fita	ft%	off	def	tot	avg	pf	dq								
34	Davis, Cade	2-2	72	36.0	12-27	.444	2-11	.182	14-17	.824	1	6	7	3.5	7	0	5	4	1	2	40	20.0		
04	Fitzgerald, Andrew	2-2	70	35.0	9-18	.500	0-0	.000	5-7	.714	4	6	10	5.0	7	0	5	4	1	1	23	11.5		
14	Blair, Carl	2-2	48	24.0	5-16	.313	1-7	.143	11-11	1.000	0	5	5	2.5	7	1	2	9	0	1	22	11.0		
02	Pledger, Steven	2-1	54	27.0	5-15	.333	4-12	.333	6-6	1.000	0	3	3	1.5	3	0	2	3	3	1	20	10.0		
21	Clark, Cameron	2-2	67	33.5	4-12	.333	1-3	.333	6-7	.857	2	7	9	4.5	5	0	1	0	0	3	15	7.5		
15	Neal, Tyler	2-1	23	11.5	2-5	.400	0-2	.000	4-4	1.000	0	6	6	3.0	7	1	0	2	0	0	8	4.0		
31	Honore, Barry	2-0	16	8.0	3-3	1.000	0-0	.000	0-0	.000	3	0	3	1.5	1	0	0	0	0	0	6	3.0		
05	Washington, C.J.	2-0	19	9.5	1-1	1.000	0-0	.000	1-1	1.000	2	2	4	2.0	4	0	0	0	1	1	3	1.5		
11	Newell, Calvin	2-0	31	15.5	1-1	1.000	0-0	.000	0-2	.000	0	2	2	1.0	4	0	2	3	0	0	2	1.0		
Team											3	2	5		1									
Total.....		2	400		42-98	.429	8-35	.229	47-55	.855	15	39	54	27.0	46	2	17	25	6	9	139	69.5		
Opponents.....		2	400		43-103	.417	3-25	.120	53-63	.841	26	47	73	36.5	47	1	14	28	2	14	142	71.0		



1 SAM GROOMS

6-1, 203, JUNIOR, GUARD
GREENSBORO, N.C.
(CHIPOLA JUNIOR COLLEGE [FLA.])

PTS	REB	AST	MIN
6.8	3.2	5.5	29.1

GROOMS GAME BY GAME IN 2011-12

Date	Opponent	MIN	FG	3FG	FT	O-D-T	PF	A	TO	B	S	TP
N11	Idaho State	*37	2-10	0-2	7-8	3-3-6	3	8	2	0	2	11
N18	Coppin State	*23	1-6	0-3	2-4	2-2-4	2	1	3	0	0	4
N24	vs. Washington State	*33	3-6	1-1	2-4	1-0-1	2	10	1	0	1	9
N25	vs. Santa Clara	*27	2-6	0-3	8-12	0-5-5	1	6	1	0	0	12
N27	vs. Saint Louis	*24	0-1	0-0	0-0	0-2-2	4	1	2	0	0	0
D2	Sacramento State	*28	3-5	2-2	1-2	0-4-4	0	4	1	0	3	9
D8	Oral Roberts	*29	0-3	0-1	2-2	0-4-4	2	5	4	0	2	2
D10	Arkansas	*34	2-5	1-2	1-2	0-3-3	0	3	3	0	1	6
D17	vs. Houston	*38	3-8	1-1	3-4	0-2-2	0	8	0	0	0	10
D21	South Carolina State	*18	2-6	1-5	2-2	0-3-3	3	6	1	0	1	7
D29	at Cincinnati	*32	3-10	0-2	0-1	1-4-5	2	9	5	0	1	6
D31	Northwestern State	*23	5-7	0-0	1-1	0-3-3	1	4	3	0	1	11
J3	at Missouri (7)	*29	2-6	0-2	0-0	0-1-1	3	7	2	0	1	4
J7	Kansas (14)	*32	2-4	0-0	0-2	1-1-2	1	5	1	0	1	4
J9	at Oklahoma State											
J14	Kansas State											
J17	Texas Tech											
J21	at Texas A&M											
J24	Baylor											
J28	at Kansas State											
F1	at Kansas											
F4	Iowa State											
F6	Missouri											
F11	at Texas Tech											
F14	Texas											
F18	at Iowa State											
F22	Oklahoma State											
F25	at Baylor											
F29	at Texas											
M3	Texas A&M											

* Starter

GROOMS' CAREER HIGHS

Points	12 vs. Santa Clara (11/25/11)
Field Goals	3 (three times)
Field Goal Attempts	10 (twice)
3-Point Field Goals	2 vs. Sacramento State (12/2/11)
3-Point Field Goal Attempts	3 (twice)
Free Throws Made	8 vs. Santa Clara (11/25/11)
Free Throw Attempts	12 vs. Santa Clara (11/25/11)
Rebounds	6 vs. Idaho State (11/11/11)
Assists	10 vs. Washington State (11/24/11)
Blocked Shots	None
Steals	3 vs. Sacramento State (12/2/11)
Minutes Played	38 vs. Houston (12/17/11)



2 STEVEN PLEDGER

6-4, 222, JUNIOR, GUARD
CHESAPEAKE, VA.
(ATLANTIC SHORES CHRISTIAN SCHOOL)

PTS	REB	3FG%	MIN
17.8	4.0	.468	31.2

PLEDGER GAME BY GAME IN 2011-12

Date	Opponent	MIN	FG	3FG	FT	O-D-T	PF	A	TO	B	S	TP
N11	Idaho State					DNP						
N18	Coppin State	*25	4-8	3-8	1-1	1-1-2	3	3	0	0	0	20
N24	vs. Washington State	*25	4-8	3-6	3-3	1-1-2	3	0	1	0	3	14
N25	vs. Santa Clara	*31	10-15	4-8	2-4	3-4-7	1	0	1	0	0	26
N27	vs. Saint Louis	*35	4-13	1-4	2-3	0-3-3	4	2	2	0	1	11
D2	Sacramento State	*21	4-5	3-3	4-4	1-0-1	3	5	0	0	3	15
D8	Oral Roberts	*31	6-11	0-2	5-5	1-2-3	1	3	2	0	2	17
D10	Arkansas	*36	9-12	3-5	1-3	2-1-3	2	2	5	0	2	22
D17	vs. Houston	*37	10-13	4-5	7-7	4-6-10	1	0	1	0	2	31
D21	South Carolina State	*30	6-15	4-10	6-6	2-3-5	1	1	0	1	0	22
D29	at Cincinnati	*38	4-12	3-8	0-0	3-3-6	3	1	6	0	0	11
D31	Northwestern State	*33	6-11	3-5	3-4	1-1-2	0	5	2	1	0	18
J3	at Missouri (7)	*34	3-10	3-6	2-2	2-2-4	2	0	1	1	1	11
J7	Kansas (14)	*34	4-12	2-7	4-4	1-3-4	4	0	3	0	2	14
J9	at Oklahoma State											
J14	Kansas State											
J17	Texas Tech											
J21	at Texas A&M											
J24	Baylor											
J28	at Kansas State											
F1	at Kansas											
F4	Iowa State											
F6	Missouri											
F11	at Texas Tech											
F14	Texas											
F18	at Iowa State											
F22	Oklahoma State											
F25	at Baylor											
F29	at Texas											
M3	Texas A&M											

* Starter

PLEDGER'S CAREER HIGHS

Points	38 vs. Iowa State (1/29/11)
Field Goals	12 vs. Iowa State (1/29/11)
Field Goal Attempts	20 vs. Iowa State (1/29/11)
3-Point Field Goals	7 vs. Iowa State (1/29/11)
3-Point Field Goal Attempts	14 vs. Houston (11/26/09)
Free Throws Made	7 vs. Iowa State (1/29/11)
Free Throw Attempts	8 (twice)
Rebounds	10 vs. Houston (12/17/11)
Assists	6 (twice)
Blocked Shots	2 (twice)
Steals	3 (six times)
Minutes Played	44 vs. Iowa State (1/29/11)



3 T.J. FRANKLIN

5-11, 175, SENIOR, GUARD
FORT WORTH, TEXAS
(NORTH CROWLEY HS)

PTS	REB	AST	MIN
0.2	0.4	0.2	2.9

FRANKLIN GAME BY GAME IN 2011-12

Date	Opponent	MIN	FG	3FG	FT	O-D-T	PF	A	TO	B	S	TP
N11	Idaho State	+0	0-0	0-0	0-0	0-0-0	0	0	0	0	0	0
N18	Coppin State	7	0-0	0-0	0-0	0-0-0	2	0	1	0	1	0
N24	vs. Washington State	1	0-1	0-0	0-0	0-1-1	0	0	0	0	0	0
N25	vs. Santa Clara					DNP						
N27	vs. Saint Louis					DNP						
D2	Sacramento State	9	1-3	0-2	0-0	0-0-0	0	1	1	0	1	2
D8	Oral Roberts	0+	0-0	0-0	0-0	0-0-0	0	0	0	0	0	0
D10	Arkansas	1	0-0	0-0	0-0	0-1-1	0	0	0	0	0	0
D17	vs. Houston					DNP						
D21	South Carolina State	6	0-2	0-0	0-0	1-0-1	1	1	1	0	0	0
D29	at Cincinnati					DNP						
D31	Northwestern State	1	0-1	0-0	0-0	0-0-0	0	0	1	0	0	0
J3	at Missouri (7)	2	0-1	0-0	0-0	0-1-0	0	0	0	0	0	0
J7	Kansas (14)	2	0-0	0-0	0-0	0-0-0	0	0	0	0	0	0
J9	at Oklahoma State											
J14	Kansas State											
J17	Texas Tech											
J21	at Texas A&M											
J24	Baylor											
J28	at Kansas State											
F1	at Kansas											
F4	Iowa State											
F6	Missouri											
F11	at Texas Tech											
F14	Texas											
F18	at Iowa State											
F22	Oklahoma State											
F25	at Baylor											
F29	at Texas											
M3	Texas A&M											

* Starter

FRANKLIN'S CAREER HIGHS

Points	3 vs. Texas Southern (11/18/10)
Field Goals	1 (twice)
Field Goal Attempts	3 vs. Sacramento State (12/2/11)
3-Point Field Goals	None
3-Point Field Goal Attempts	2 vs. Sacramento State (12/2/11)
Free Throws Made	2 vs. Mount St. Mary's (11/14/09)
Free Throw Attempts	4 (twice)
Rebounds	2 (twice)
Assists	2 (three times)
Blocked Shots	None
Steals	1 (twice)
Minutes Played	9 vs. Sacramento State (12/2/11)



4 ANDREW FITZGERALD

6-8, 247, JUNIOR, FORWARD
BALTIMORE, MD.
(BREWSTER ACADEMY [N.H.])

PTS	REB	FG%	MIN
12.6	5.5	.474	25.4

FITZGERALD GAME BY GAME IN 2011-12

Date	Opponent	MIN	FG	3FG	FT	O-D-T	PF	A	TO	B	S	TP
N11	Idaho State	*23	2-7	0-0	3-3	0-1-1	3	0	0	2	0	7
N18	Coppin State	*19	4-11	0-0	2-2	5-3-8	2	0	1	0	1	10
N24	vs. Washington State	*30	4-9	0-0	1-4	2-5-7	2	0	2	1	0	9
N25	vs. Santa Clara	*30	4-7	0-0	4-4	5-8-13	3	0	0	2	0	12
N27	vs. Saint Louis	*17	2-6	0-0	0-0	0-2-2	4	0	1	0	1	4
D2	Sacramento State	*22	6-8	0-0	1-2	1-3-4	2	1	1	0	3	13
D8	Oral Roberts	*31	8-17	0-0	0-0	1-2-3	3	0	1	1	1	16
D10	Arkansas	*23	7-11	0-0	3-4	4-4-8	4	0	1	1	0	17
D17	vs. Houston	*35	4-16	0-0	2-4	5-1-6	2	2	1	0	1	10
D21	South Carolina State	*22	8-11	0-0	1-2	1-1-2	2	0	0	0	0	17
D29	at Cincinnati	*29	7-13	0-0	4-7	5-4-9	2	1	1	2	1	18
D31	Northwestern State	*17	5-9	0-0	4-4	1-0-1	4	0	2	0	0	14
J3	at Missouri (7)	*32	8-15	0-0	2-2	1-5-6	2	0	2	0	0	18
J7	Kansas (14)	*26	5-16	0-0	1-2	4-3-7	4	1	2	0	1	11
J9	at Oklahoma State											
J14	Kansas State											
J17	Texas Tech											
J21	at Texas A&M											
J24	Baylor											
J28	at Kansas State											
F1	at Kansas											
F4	Iowa State											
F6	Missouri											
F11	at Texas Tech											
F14	Texas											
F18	at Iowa State											
F22	Oklahoma State											
F25	at Baylor											
F29	at Texas											
M3	Texas A&M											

* Starter

FITZGERALD'S CAREER HIGHS

Points	22 (three times)
Field Goals	8 (six times)
Field Goal Attempts	17 (twice)
3-Point Field Goals	None
3-Point Field Goal Attempts	None
Free Throws Made	6 (five times)
Free Throw Attempts	8 vs. Texas A&M (3/6/10)
Rebounds	13 (twice)
Assists	3 vs. Baylor (2/27/10)
Blocked Shots	3 vs. Texas Tech (1/18/11)
Steals	5 vs. North Carolina Central (11/15/10)
Minutes Played	39 (twice)



5 C.J. WASHINGTON

6-7, 230, SENIOR, FORWARD
STRINGTOWN, OKLA.
(CONNORS STATE COLLEGE)

PTS	REB	AST	MIN
2.5	3.7	0.4	10.6


WASHINGTON GAME BY GAME IN 2011-12

Date	Opponent	MIN	FG	3FG	FT	O-D-T	PF	A	TO	B	S	TP
N11	Idaho State					DNP						
N18	Coppin State	18	3-4	0-0	0-0	3-5-8	2	3	1	0	0	6
N24	vs. Washington State	3	0-2	0-0	0-0	1-1-2	0	0	0	0	0	0
N25	vs. Santa Clara	8	0-1	0-0	0-0	0-4-4	0	0	0	1	0	0
N27	vs. Saint Louis	10	1-2	0-0	0-0	0-2-2	0	0	0	0	0	2
D2	Sacramento State	17	1-1	0-0	0-0	0-1-1	2	1	1	2	0	2
D8	Oral Roberts	17	3-4	0-0	2-2	3-3-6	2	1	0	0	0	8
D10	Arkansas	3	0-2	0-0	0-0	0-2-2	0	0	1	0	0	0
D17	vs. Houston	4	0-0	0-0	0-0	0-0-0	0	0	0	0	0	0
D21	South Carolina State	13	2-6	0-0	1-2	7-5-12	2	0	0	0	0	5
D29	at Cincinnati	6	0-0	0-0	0-0	0-2-2	0	0	0	0	0	0
D31	Northwestern State	14	4-5	0-0	0-0	2-3-5	0	0	0	3	3	8
J3	at Missouri (7)	8	0-1	0-0	0-0	0-2-2	2	0	0	0	0	0
J7	Kansas (14)	17	1-2	0-0	0-2	2-0-2	1	0	1	1	0	2
J9	at Oklahoma State											
J14	Kansas State											
J17	Texas Tech											
J21	at Texas A&M											
J24	Baylor											
J28	at Kansas State											
F1	at Kansas											
F4	Iowa State											
F6	Missouri											
F11	at Texas Tech											
F14	Texas											
F18	at Iowa State											
F22	Oklahoma State											
F25	at Baylor											
F29	at Texas											
M3	Texas A&M											

* Starter

WASHINGTON'S CAREER HIGHS

Points	9 (twice)
Field Goals	4 (twice)
Field Goal Attempts	6 (three times)
3-Point Field Goals	None
3-Point Field Goal Attempts	None
Free Throws Made	4 (twice)
Free Throw Attempts	6 vs. Sacramento State (12/21/10)
Rebounds	12 vs. South Carolina State (12/21/11)
Assists	3 vs. Coppin State (11/18/11)
Blocked Shots	3 (twice)
Steals	3 vs. Northwestern State (12/31/11)
Minutes Played	25 vs. Texas Tech (3/2/11)



13 JAMES FRASCHILLA

5-10, 142, FRESHMAN, GUARD
DALLAS, TEXAS
(HIGHLAND PARK HS)

PTS	REB	AST	MIN
0.3	0.1	0.0	1.3

FRASCHILLA GAME BY GAME IN 2011-12

Date	Opponent	MIN	FG	3FG	FT	O-D-T	PF	A	TO	B	S	TP
N11	Idaho State					DNP						
N18	Coppin State	2	0-0	0-0	0-0	0-0-0	1	0	0	0	0	0
N24	vs. Washington State					DNP						
N25	vs. Santa Clara					DNP						
N27	vs. Saint Louis					DNP						
D2	Sacramento State					DNP						
D8	Oral Roberts	0+	0-0	0-0	0-0	0-0-0	0	0	0	0	0	0
D10	Arkansas	1	0-0	0-0	0-0	0-0-0	0	0	0	0	0	0
D17	vs. Houston					DNP						
D21	South Carolina State	2	1-2	0-0	0-0	1-0-1	1	0	0	0	0	2
D29	at Cincinnati					DNP						
D31	Northwestern State	1	0-0	0-0	0-0	0-0-0	0	0	0	0	0	0
J3	at Missouri (7)	2	0-0	0-0	0-0	0-0-0	0	0	0	0	0	0
J7	Kansas (14)	1	0-0	0-0	0-0	0-0-0	0	0	0	0	0	0
J9	at Oklahoma State											
J14	Kansas State											
J17	Texas Tech											
J21	at Texas A&M											
J24	Baylor											
J28	at Kansas State											
F1	at Kansas											
F4	Iowa State											
F6	Missouri											
F11	at Texas Tech											
F14	Texas											
F18	at Iowa State											
F22	Oklahoma State											
F25	at Baylor											
F29	at Texas											
M3	Texas A&M											

* Starter

FRASCHILLA'S CAREER HIGHS

Points	2 vs. South Carolina State (12/21/11)
Field Goals	1 vs. South Carolina State (12/21/11)
Field Goal Attempts	2 vs. South Carolina State (12/21/11)
3-Point Field Goals	None
3-Point Field Goal Attempts	None
Free Throws Made	None
Free Throw Attempts	None
Rebounds	1 vs. South Carolina State (12/21/11)
Assists	None
Blocked Shots	None
Steals	None
Minutes Played	2 (three times)



14 CARL BLAIR

6-2, 205, JUNIOR, GUARD
HOUSTON, TEXAS
(UNIVERSITY OF NEW ORLEANS)

PTS	REB	AST	MIN
3.6	1.5	2.6	14.6

BLAIR GAME BY GAME IN 2011-12


Date	Opponent	MIN	FG	3FG	FT	O-D-T	PF	A	TO	B	S	TP
N11	Idaho State	*27	3-7	3-6	3-6	0-6-6	4	5	2	0	0	12
N18	Coppin State	12	2-3	2-3	0-0	0-0-0	3	4	4	0	1	6
N24	vs. Washington State	6	0-1	0-1	0-0	0-0-0	1	0	3	0	0	0
N25	vs. Santa Clara	13	0-1	0-0	2-2	0-0-0	2	2	3	0	1	2
N27	vs. Saint Louis	17	1-4	1-2	0-0	0-1-1	0	1	4	0	2	3
D2	Sacramento State	17	1-3	1-3	2-2	3-2-5	0	3	1	0	1	5
D8	Oral Roberts	13	1-1	0-0	0-1	0-0-0	1	3	2	0	0	2
D10	Arkansas	14	0-1	0-0	3-4	0-2-2	1	2	1	0	2	3
D17	vs. Houston	13	0-1	0-0	0-0	1-1-2	1	2	1	0	1	0
D21	South Carolina State	19	1-4	1-3	0-0	1-1-2	2	5	2	0	1	3
D29	at Cincinnati	13	0-0	0-0	0-0	0-1-1	2	1	2	0	2	0
D31	Northwestern State	17	0-1	0-0	2-3	0-2-2	3	6	3	1	1	2
J3	at Missouri (7)	11	0-1	0-1	2-2	0-0-0	2	1	2	0	0	0
J7	Kansas (14)	12	2-3	1-1	6-6	0-0-0	1	3	1	0	2	11
J9	at Oklahoma State											
J14	Kansas State											
J17	Texas Tech											
J21	at Texas A&M											
J24	Baylor											
J28	at Kansas State											
F1	at Kansas											
F4	Iowa State											
F6	Missouri											
F11	at Texas Tech											
F14	Texas											
F18	at Iowa State											
F22	Oklahoma State											
F25	at Baylor											
F29	at Texas											
M3	Texas A&M											

* Starter

BLAIR'S CAREER HIGHS

Points23 vs. Arkansas State (2/6/10*)
Field Goals6 (four times)
Field Goal Attempts13 vs. Arkansas State (2/25/10*)
3-Point Field Goals3 (twice)
3-Point Field Goal Attempts7 (three times)
Free Throws Made9 (four times)
Free Throw Attempts13 vs. Colorado (1/22/11)
Rebounds11 vs. Florida International (1/2/10)
Assists11 (twice)
Blocked Shots1 (four times)
Steals3 (five times)
Minutes Played40 (twice*)

* At University of New Orleans



15 TYLER NEAL

6-7, 227, SOPHOMORE, FORWARD
OKLAHOMA CITY, OKLA.
(PUTNAM CITY WEST HS)

PTS	REB	3FG%	MIN
5.6	2.9	.385	16.7

NEAL GAME BY GAME IN 2011-12

Date	Opponent	MIN	FG	3FG	FT	O-D-T	PF	A	TO	B	S	TP
N11	Idaho State	15	2-3	0-0	0-0	4-3-7	1	1	2	0	1	4
N18	Coppin State	18	3-8	3-6	0-0	1-2-3	3	1	1	0	0	9
N24	vs. Washington State	13	0-1	0-1	2-2	0-3-3	2	0	0	1	0	2
N25	vs. Santa Clara	8	1-2	1-2	0-0	0-2-2	2	0	0	0	0	3
N27	vs. Saint Louis	16	1-2	1-2	4-4	1-0-1	1	0	0	0	1	7
D2	Sacramento State	19	3-7	2-5	0-0	0-3-3	1	1	2	0	0	8
D8	Oral Roberts	19	1-1	1-1	2-2	0-3-3	1	1	2	0	2	5
D10	Arkansas	28	5-9	4-8	4-4	0-5-5	3	4	1	0	0	18
D17	vs. Houston	23	2-4	1-3	4-5	2-4-6	3	1	1	0	2	9
D21	South Carolina State	17	1-7	0-3	1-2	0-2-2	1	1	1	0	2	3
D29	at Cincinnati	21	3-8	2-6	0-1	1-4-5	5	0	1	0	0	8
D31	Northwestern State	14	1-1	0-0	0-0	0-1-1	2	0	3	0	0	2
J3	at Missouri (7)	14	0-3	0-1	0-0	0-0-0	2	1	2	0	0	0
J7	Kansas (14)	9	0-1	0-1	1-2	0-0-0	0	0	1	1	1	1
J9	at Oklahoma State											
J14	Kansas State											
J17	Texas Tech											
J21	at Texas A&M											
J24	Baylor											
J28	at Kansas State											
F1	at Kansas											
F4	Iowa State											
F6	Missouri											
F11	at Texas Tech											
F14	Texas											
F18	at Iowa State											
F22	Oklahoma State											
F25	at Baylor											
F29	at Texas											
M3	Texas A&M											

* Starter

NEAL'S CAREER HIGHS

Points18 vs. Arkansas (12/10/12)
Field Goals5 vs. Arkansas (12/10/12)
Field Goal Attempts9 vs. Arkansas (12/10/12)
3-Point Field Goals4 vs. Arkansas (12/10/12)
3-Point Field Goal Attempts8 vs. Arkansas (12/10/12)
Free Throws Made6 vs. Virginia (11/23/10)
Free Throw Attempts6 (three times)
Rebounds7 (twice)
Assists4 vs. Arkansas (12/10/12)
Blocked Shots1 (four times)
Steals2 (three times)
Minutes Played28 (twice)



21 CAMERON CLARK

6-6, 198, SOPHOMORE, GUARD
SHERMAN, TEXAS
(SHERMAN HS)

PTS	REB	AST	MIN
8.5	3.6	1.6	25.4

CLARK GAME BY GAME IN 2011-12

Date	Opponent	MIN	FG	3FG	FT	O-D-T	PF	A	TO	B	S	TP
N11	Idaho State	*22	1-10	0-3	0-2	1-2-3	2	0	1	0	2	2
N18	Coppin State	*20	2-8	0-0	0-0	1-3-4	1	4	1	2	1	4
N24	vs. Washington State	*29	5-9	0-1	1-3	1-1-2	2	1	2	0	1	11
N25	vs. Santa Clara	*26	3-10	0-0	5-6	2-0-2	3	1	2	0	0	11
N27	vs. Saint Louis	*28	7-13	0-0	0-2	3-3-6	3	1	2	1	0	14
D2	Sacramento State	*26	7-12	3-5	1-2	0-3-3	1	3	0	3	2	18
D8	Oral Roberts	*30	5-8	2-2	4-6	1-7-8	2	2	2	0	0	16
D10	Arkansas	*13	0-3	0-1	0-0	0-1-1	2	3	1	0	0	0
D17	vs. Houston	*26	6-11	0-1	2-2	0-2-2	3	0	4	0	0	14
D21	South Carolina State	*26	4-10	0-0	0-0	1-1-2	0	1	1	2	1	8
D29	at Cincinnati	*21	0-7	0-0	0-0	0-2-2	2	3	1	0	0	0
D31	Northwestern State	*30	1-5	0-0	2-2	1-8-9	3	0	3	0	0	4
J3	at Missouri (7)	*28	2-7	0-0	4-4	1-0-1	0	3	0	0	0	8
J7	Kansas (14)	*30	2-4	0-0	5-5	0-5-5	1	1	2	0	0	9
J9	at Oklahoma State											
J14	Kansas State											
J17	Texas Tech											
J21	at Texas A&M											
J24	Baylor											
J28	at Kansas State											
F1	at Kansas											
F4	Iowa State											
F6	Missouri											
F11	at Texas Tech											
F14	Texas											
F18	at Iowa State											
F22	Oklahoma State											
F25	at Baylor											
F29	at Texas											
M3	Texas A&M											

* Starter

CLARK'S CAREER HIGHS

Points	26 vs. Central Arkansas (12/30/10)
Field Goals	11 vs. Baylor (2/2/11)
Field Goal Attempts	19 vs. Baylor (2/2/11)
3-Point Field Goals	4 vs. Central Arkansas (12/30/10)
3-Point Field Goal Attempts	7 vs. Baylor (2/2/11)
Free Throws Made	6 vs. Oklahoma State (3/5/11)
Free Throw Attempts	7 vs. Oklahoma State (3/5/11)
Rebounds	11 vs. Coppin State (11/12/10)
Assists	4 (twice)
Blocked Shots	3 vs. Sacramento State (12/2/11)
Steals	3 vs. Oral Roberts (12/11/10)
Minutes Played	44 vs. Iowa State (1/29/11)



24 ROMERO OSBY

6-8, 232, JUNIOR, FORWARD
MERIDIAN, MISS.
(MISSISSIPPI STATE UNIVERSITY)

PTS	REB	BLK	MIN
10.4	8.4	0.9	27.6

OSBY GAME BY GAME IN 2011-12

Date	Opponent	MIN	FG	3FG	FT	O-D-T	PF	A	TO	B	S	TP
N11	Idaho State	*31	5-9	1-1	6-7	6-4-10	3	4	2	2	1	17
N18	Coppin State	*22	4-8	0-0	3-4	4-6-10	0	0	0	1	1	11
N24	vs. Washington State	*26	3-7	1-2	2-2	2-4-6	2	0	0	0	0	9
N25	vs. Santa Clara	*32	3-8	0-1	3-4	3-7-10	2	1	3	1	0	9
N27	vs. Saint Louis	*24	6-13	0-1	2-4	4-2-6	3	0	1	0	0	14
D2	Sacramento State	*23	4-5	0-0	0-0	2-2-4	0	3	1	0	1	8
D8	Oral Roberts	*21	3-4	0-1	1-2	4-3-7	5	0	1	2	0	7
D10	Arkansas	*32	2-5	0-0	6-6	2-5-7	0	2	2	2	0	10
D17	vs. Houston	*19	2-11	0-0	1-2	5-5-10	2	0	1	1	1	5
D21	South Carolina State	*27	4-13	0-0	2-6	4-14-18	1	1	1	1	3	10
D29	at Cincinnati	*38	6-10	0-0	0-0	2-10-12	1	0	1	0	0	12
D31	Northwestern State	*31	8-13	0-0	2-2	0-5-5	1	0	0	2	0	18
J3	at Missouri (7)	*32	3-7	0-1	0-0	0-3-3	2	1	0	1	1	6
J7	Kansas (14)	*29	3-8	0-0	3-4	4-5-9	1	0	5	0	0	9
J9	at Oklahoma State											
J14	Kansas State											
J17	Texas Tech											
J21	at Texas A&M											
J24	Baylor											
J28	at Kansas State											
F1	at Kansas											
F4	Iowa State											
F6	Missouri											
F11	at Texas Tech											
F14	Texas											
F18	at Iowa State											
F22	Oklahoma State											
F25	at Baylor											
F29	at Texas											
M3	Texas A&M											

* Starter

OSBY'S CAREER HIGHS

Points	17 vs. Idaho State (11/11/11)
Field Goals	8 vs. Northwestern State (12/31/11)
Field Goal Attempts	13 (four times)
3-Point Field Goals	2 (five times)
3-Point Field Goal Attempts	3 (seven times)
Free Throws Made	7 vs. Texas Tech (11/29/08*)
Free Throw Attempts	10 vs. Texas Tech (11/29/08*)
Rebounds	18 vs. South Carolina State (12/21/11)
Assists	4 (three times)
Blocked Shots	2 (eight times)
Steals	3 (twice)
Minutes Played	38 (twice)

* At Mississippi State



31 BARRY HONORÉ

6-7, 270, SENIOR, FORWARD
GARLAND, TEXAS
(SOUTHERN UNIVERSITY)

PTS	REB	BLK	MIN
1.0	1.1	0.6	5.4


HONORÉ GAME BY GAME IN 2011-12

Date	Opponent	MIN	FG	3FG	FT	O-D-T	PF	A	TO	B	S	TP
N11	Idaho State	5	1-1	0-0	0-0	0-0-0	0	0	0	2	0	2
N18	Coppin State	8	0-0	0-0	2-2	2-1-3	0	0	1	1	0	2
N24	vs. Washington State	1	0-0	0-0	0-0	0-0-0	0	0	0	0	0	0
N25	vs. Santa Clara	2	0-0	0-0	0-0	0-0-0	1	0	1	0	0	0
N27	vs. Saint Louis	1	0-0	0-0	0-0	0-0-0	0	0	0	0	0	0
D2	Sacramento State	5	1-3	0-0	0-0	1-0-1	1	0	1	1	0	2
D8	Oral Roberts	3	0-2	0-0	0-0	0-0-0	0	0	0	0	0	0
D10	Arkansas	10	1-1	0-0	0-0	2-1-3	2	0	0	1	0	2
D17	vs. Houston	5	0-0	0-0	0-0	0-0-0	0	0	0	1	0	0
D21	South Carolina State	10	1-1	0-0	0-0	2-0-2	0	0	0	1	0	2
D29	at Cincinnati	2	0-0	0-0	0-0	0-1-1	0	0	0	0	0	0
D31	Northwestern State	12	1-2	0-0	2-4	3-1-4	1	2	1	0	0	4
J3	at Missouri (7)	4	0-1	0-0	0-0	0-0-0	1	0	0	0	0	0
J7	Kansas (14)	7	0-0	0-0	0-1	2-0-2	0	0	1	1	0	0
J9	at Oklahoma State											
J14	Kansas State											
J17	Texas Tech											
J21	at Texas A&M											
J24	Baylor											
J28	at Kansas State											
F1	at Kansas											
F4	Iowa State											
F6	Missouri											
F11	at Texas Tech											
F14	Texas											
F18	at Iowa State											
F22	Oklahoma State											
F25	at Baylor											
F29	at Texas											
M3	Texas A&M											

* Starter

HONORÉ'S OKLAHOMA HIGHS

Points	6 (twice)
Field Goals	3 (twice)
Field Goal Attempts	4 vs. Texas Southern (11/18/10)
3-Point Field Goals	None
3-Point Field Goal Attempts	1 vs. Texas A&M (1/8/11)
Free Throws Made	2 vs. Northwestern State (12/31/11)
Free Throw Attempts	4 vs. Northwestern State (12/31/11)
Rebounds	4 vs. Northwestern State (12/31/11)
Assists	2 (twice)
Blocked Shots	2 (twice)
Steals	None
Minutes Played	19 vs. Texas Southern (11/18/10)



32 CASEY ARENT

6-10, 227, JUNIOR, CENTER
PENRYN, CALIF.
(SIERRA COLLEGE)

PTS	REB	STL	MIN
1.8	2.8	0.3	8.6

ARENT GAME BY GAME IN 2011-12

Date	Opponent	MIN	FG	3FG	FT	O-D-T	PF	A	TO	B	S	TP
N11	Idaho State	12	1-2	0-0	2-2	1-0-1	1	0	3	0	1	4
N18	Coppin State	13	3-5	0-0	0-0	3-6-9	2	1	1	1	0	6
N24	vs. Washington State	9	1-3	0-0	0-0	2-1-3	0	0	2	1	0	2
N25	vs. Santa Clara	8	1-2	0-0	0-0	1-1-2	2	0	0	0	0	2
N27	vs. Saint Louis	15	1-2	0-0	0-0	1-0-1	3	0	0	0	0	2
D2	Sacramento State	13	0-2	0-0	0-0	1-2-3	1	0	3	0	2	0
D8	Oral Roberts	6	0-3	0-0	0-0	2-0-2	2	0	1	0	0	0
D10	Arkansas	5	0-1	0-0	0-0	0-0-0	2	0	1	0	1	0
D17	vs. Houston					DNP						
D21	South Carolina State	10	2-4	0-0	0-0	4-5-9	2	0	1	0	0	4
D29	at Cincinnati					DNP						
D31	Northwestern State	7	0-0	0-0	2-2	0-1-1	3	0	0	0	0	2
J3	at Missouri (7)	4	0-2	0-0	0-0	1-1-2	1	0	0	0	0	0
J7	Kansas (14)	1	0-0	0-0	0-0	0-0-0	0	0	0	0	0	0
J9	at Oklahoma State											
J14	Kansas State											
J17	Texas Tech											
J21	at Texas A&M											
J24	Baylor											
J28	at Kansas State											
F1	at Kansas											
F4	Iowa State											
F6	Missouri											
F11	at Texas Tech											
F14	Texas											
F18	at Iowa State											
F22	Oklahoma State											
F25	at Baylor											
F29	at Texas											
M3	Texas A&M											

* Starter

ARENT'S CAREER HIGHS

Points	6 vs. Coppin State (11/18/11)
Field Goals	3 vs. Coppin State (11/18/11)
Field Goal Attempts	5 vs. Coppin State (11/18/11)
3-Point Field Goals	None
3-Point Field Goal Attempts	None
Free Throws Made	2 (twice)
Free Throw Attempts	2 (twice)
Rebounds	9 (twice)
Assists	1 vs. Coppin State (11/18/11)
Blocked Shots	1 (twice)
Steals	2 vs. Sacramento State (12/2/11)
Minutes Played	15 vs. Saint Louis (11/27/11)

ROSTERS

NUMERICAL

No.	Name	Pos.	Cl.	Ht.	Wt.	Hometown (Last School)
1	Sam Grooms	G	Jr.	6-1	203	Greensboro, N.C. (Chipola College [Fla.])
2	Steven Pledger**	G	Jr.	6-4	222	Chesapeake, Va. (Atlantic Shores Christian School)
3	T.J. Franklin^	G	Sr.	5-11	175	Fort Worth, Texas (North Crowley HS)
4	Andrew Fitzgerald**	F	Jr.	6-8	247	Baltimore, Md. (Brewster Academy [N.H.])
5	C.J. Washington*	F	Sr.	6-7	230	Stringtown, Okla. (Connors State JC)
12	Jarrold Kruger#	G	So.	6-1	174	Topeka, Kan. (Kansas State University)
13	James Fraschilla^	G	Fr.	5-10	142	Dallas, Texas (Highland Park HS)
14	Carl Blair*	G	Jr.	6-2	205	Houston, Texas (University of New Orleans)
15	Tyler Neal*	F	So.	6-7	227	Oklahoma City, Okla. (Putnam City West HS)
21	Cameron Clark*	G	So.	6-6	198	Sherman, Texas (Sherman HS)
22	Amath M'Baye#	F	Jr.	6-9	214	Bordeaux, France (University of Wyoming)
24	Romero Osby	F	Jr.	6-8	232	Meridian, Miss. (Mississippi State University)
31	Barry Honoré*^	F	Sr.	6-7	270	Garland, Texas (Southern University)
32	Casey Arent	C	Jr.	6-10	227	Penryn, Calif. (Sierra College)

ALPHABETICAL

No.	Name	Pos.	Cl.	Ht.	Wt.	Hometown (Last School)
32	Casey Arent	C	Jr.	6-10	227	Penryn, Calif. (Sierra College)
14	Carl Blair*	G	Jr.	6-2	205	Houston, Texas (University of New Orleans)
21	Cameron Clark*	G	So.	6-6	198	Sherman, Texas (Sherman HS)
4	Andrew Fitzgerald**	F	Jr.	6-8	247	Baltimore, Md. (Brewster Academy [N.H.])
3	T.J. Franklin^	G	Sr.	5-11	175	Fort Worth, Texas (North Crowley HS)
13	James Fraschilla^	G	Fr.	5-10	142	Dallas, Texas (Highland Park HS)
1	Sam Grooms	G	Jr.	6-1	203	Greensboro, N.C. (Chipola College [Fla.])
31	Barry Honoré*^	F	Sr.	6-7	270	Garland, Texas (Southern University)
12	Jarrold Kruger#	G	So.	6-1	174	Topeka, Kan. (Kansas State University)
22	Amath M'Baye#	F	Jr.	6-9	214	Bordeaux, France (University of Wyoming)
15	Tyler Neal*	F	So.	6-7	227	Oklahoma City, Okla. (Putnam City West HS)
24	Romero Osby	F	Jr.	6-8	232	Meridian, Miss. (Mississippi State University)
2	Steven Pledger**	G	Jr.	6-4	222	Chesapeake, Va. (Atlantic Shores Christian School)
5	C.J. Washington*	F	Sr.	6-7	230	Stringtown, Okla. (Connors State JC)

* Letters earned at Oklahoma

^ Walk-on

Sitting out the 2011-12 season due to NCAA transfer rules

STAFF

Head Coach: Lon Kruger (Kansas State '75)

Assistant Coaches:

Chris Crutchfield (Nebraska-Omaha '92)

Steve Henson (Kansas State '90)

Lew Hill (Wichita State '88)

Director of Operations:

Mike Shepherd (Kansas State '98)

Video Coordinator:

Scott Thompson (Mississippi '02)

Director of Student-Athlete Performance:

Jozsef Szendrei (Oklahoma '03)

Trainer: Alex Brown (Appalachian State '79)

PRONUNCIATION GUIDE

Casey **Arent**: ARNT

James **Fraschilla**: frush-SHILL-UH

Barry **Honoré**: ahn-o-RAY

Amath M'Baye: ah-MOTT EM-by

Romero **Osby**: AHZ-bee